

CITY DATA

AS OF FEBRUARY 3, 2026



CRIMINAL INVESTIGATIONS DIVISION	2025																											TOTAL
	10/24/2025	11/7/2025	11/21/2025	12/5/2025	12/19/2025	1/2/2026	1/16/2026	1/30/2026	2/13/2026	2/27/2026	3/13/2026	3/27/2026	4/10/2026	4/24/2026	5/8/2026	5/22/2026	6/5/2026	6/19/2026	7/3/2026	7/17/2026	7/31/2026	8/14/2026	8/28/2026	9/11/2026	9/25/2026	10/9/2026		
CASE FILING-OFFENSES																												
ASSAULT	25	0	0	0	0	0	0	0	0	0	0	0	0	0	0	0	0	0	0	0	0	0	0	0	0	0	25	
BURGLARY-HAB/VEHICLE/BLDG/COIN	0	0	0	0	5	1	5	7	0	0	0	0	0	0	0	0	0	0	0	0	0	0	0	0	0	0	18	
CHILD ABUSE/NEGLECT	0	0	3	5	0	0	0	0	0	0	0	0	0	0	0	0	0	0	0	0	0	0	0	0	0	0	8	
CRIMINAL MISCHIEF	2	2	1	2	0	3	4	6	0	0	0	0	0	0	0	0	0	0	0	0	0	0	0	0	0	0	20	
CRIMINAL TRESPASS	4	1	0	2	2	0	2	2	0	0	0	0	0	0	0	0	0	0	0	0	0	0	0	0	0	0	13	
DRIVING WHILE INTOXICATED	2	5	6	2	3	5	6	8	0	0	0	0	0	0	0	0	0	0	0	0	0	0	0	0	0	0	37	
DRUG OFFENSE	14	7	7	14	5	1	6	7	0	0	0	0	0	0	0	0	0	0	0	0	0	0	0	0	0	0	61	
FINANCIAL CRIMES-FORG/ID/FRAUD/CC ABUSE	4	10	6	0	1	1	6	5	0	0	0	0	0	0	0	0	0	0	0	0	0	0	0	0	0	0	33	
HARASSMENT	0	2	1	1	0	0	2	0	0	0	0	0	0	0	0	0	0	0	0	0	0	0	0	0	0	0	6	
HOMICIDE/ MURDER/MANSLAUGHTER	10	10	5	8	8	2	3	9	0	0	0	0	0	0	0	0	0	0	0	0	0	0	0	0	0	0	55	
OTHER OFFENSE	13	10	8	4	7	3	6	6	0	0	0	0	0	0	0	0	0	0	0	0	0	0	0	0	0	0	57	
ROBBERY	3	0	0	7	9	5	8	8	0	0	0	0	0	0	0	0	0	0	0	0	0	0	0	0	0	0	40	
SEX OFFENSES	7	5	5	5	14	8	9	2	0	0	0	0	0	0	0	0	0	0	0	0	0	0	0	0	0	0	55	
TERRORISTIC THREATS	0	3	0	1	1	0	3	0	0	0	0	0	0	0	0	0	0	0	0	0	0	0	0	0	0	0	8	
THEFT	11	21	10	7	8	3	9	9	0	0	0	0	0	0	0	0	0	0	0	0	0	0	0	0	0	0	78	
TRAFFIC OFFENSE-DWL/HIT-RUN/ EVADING	5	6	6	3	1	1	7	2	0	0	0	0	0	0	0	0	0	0	0	0	0	0	0	0	0	0	31	
UUMV-UNAUTHORIZED USE-MOTOR VEHICLE	0	1	0	1	1	0	2	0	0	0	0	0	0	0	0	0	0	0	0	0	0	0	0	0	0	0	5	
WEAPONS VIOLATION	0	0	0	1	5	1	0	0	0	0	0	0	0	0	0	0	0	0	0	0	0	0	0	0	0	0	7	
ARREST WARRANTS-SEARCH/ARREST	2	0	0	0	0	0	0	0	0	0	0	0	0	0	0	0	0	0	0	0	0	0	0	0	0	0	2	
BACKGROUND INVESTIGATIONS	0	0	0	0	3	0	0	2	0	0	0	0	0	0	0	0	0	0	0	0	0	0	0	0	0	0	5	
CASE REVIEW	87	107	116	113	97	84	124	103	0	0	0	0	0	0	0	0	0	0	0	0	0	0	0	0	0	0	831	
SEX OFFENDER REGISTRATION/FOLLOW UP	8	7	4	4	3	2	0	0	0	0	0	0	0	0	0	0	0	0	0	0	0	0	0	0	0	0	28	
VIDEO UPLOADS	97	87	93	72	72	72	72	72	0	0	0	0	0	0	0	0	0	0	0	0	0	0	0	0	0	0	637	

[illegible]

[illegible]

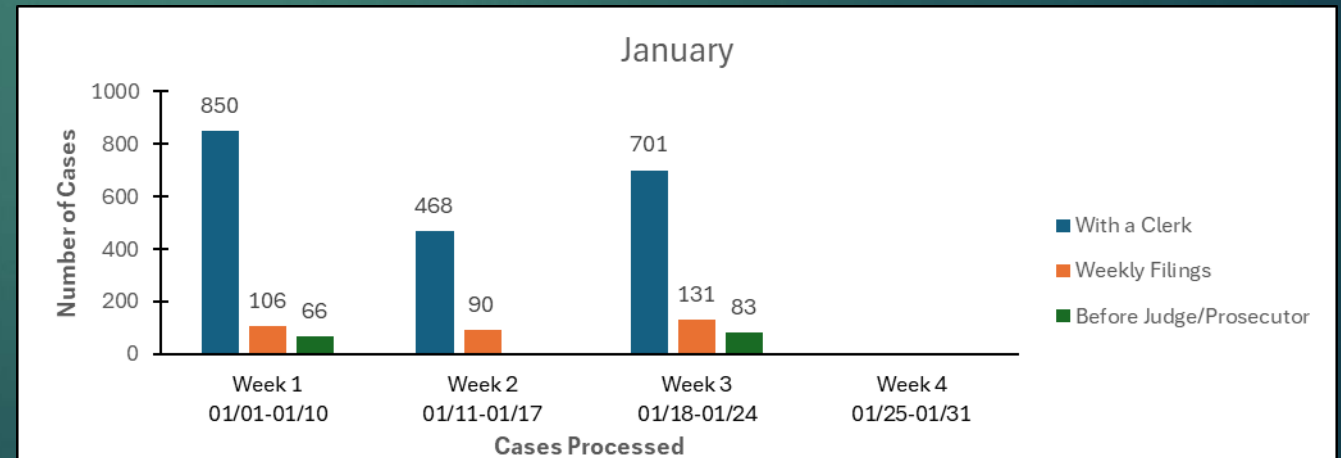
[illegible]

CODE & ANIMAL ENFORCEMENT

Row Labels	Count of Case
Closed	26
Animal at Large	1
Animal Bite	1
Deceased Animal	13
Graffiti	2
Misc. Code Violation	2
Noise	1
Parking on Front or Side Yard	1
Signs	3
Trash	2
In Progress - Initial Inspection	3
Apartment Violations	2
Trash	1
In Progress - Notice of Violation Issued	7
Animal at Large	1
Fences	1
Misc. Code Violation	1
Noise	1
Overhanging Tree	2
Trash	1
Open	8
Apartment Violations	6
Misc. Code Violation	1
Wildlife Concern	1
In Progress - Citation Issued	2
Apartment Violations	2
Grand Total	46

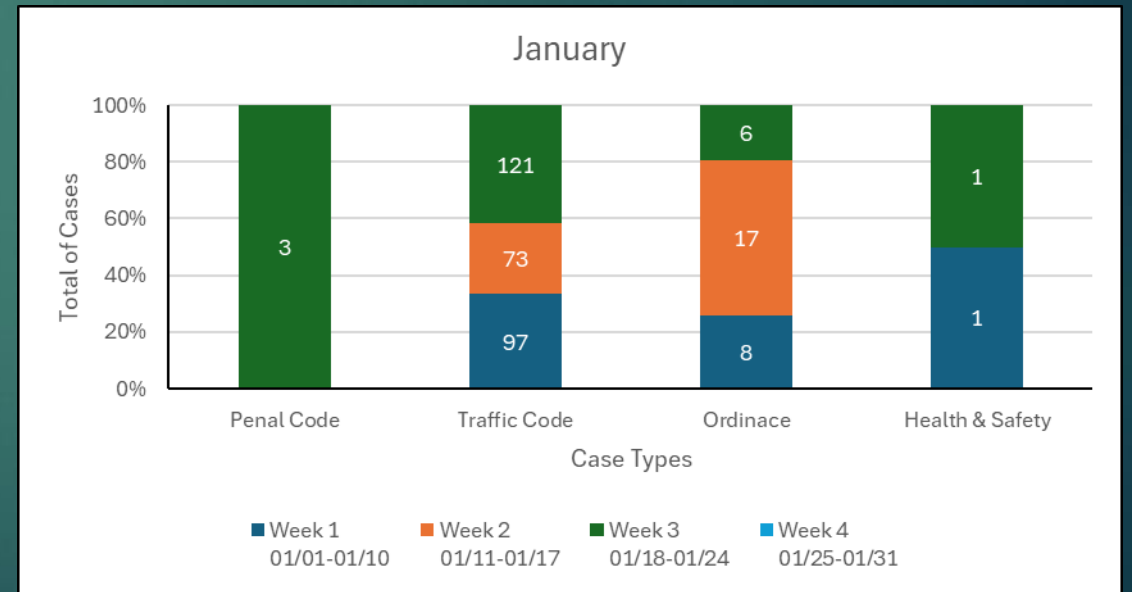
COURT

<u>January</u>	<u>Weekly Filings</u>	<u>Before Judge/Prosecutor</u>	<u>With a Clerk</u>
Week 1 01/01-01/10	106	66	850
Week 2 01/11-01/17	90	0	468
Week 3 01/18-01/24	131	83	701
Week 4 01/25-01/31			
Totals	<u>327</u>	<u>149</u>	<u>2,019</u>



COURT

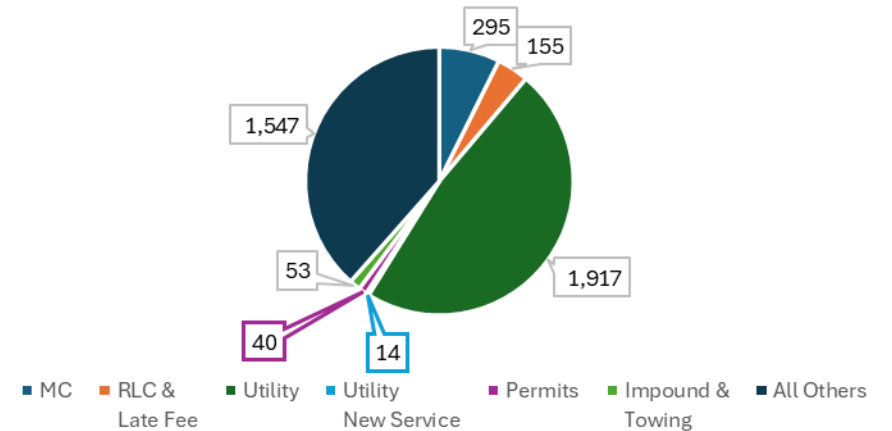
January	<u>Penal Code</u>	<u>Traffic Code</u>	<u>Ordinance</u>	<u>Health & Safety</u>
Week 1 01/01-01/10	0	97	8	1
Week 2 01/11-01/17	0	73	17	0
Week 3 01/18-01/24	3	121	6	1
Week 4 01/25-01/31				
Totals	<u>3</u>	<u>291</u>	<u>31</u>	<u>2</u>




COURT

<u>January</u>	<u>MC</u>	<u>RLC & Late Fee</u>	<u>Utility</u>	<u>Utility New Service</u>	<u>Permits</u>	<u>Impound & Towing</u>	<u>All Others</u>
Week 1 01/01-01/10	148	73	1,459	6	10	21	1,028
Week 2 01/11-01/17	81	46	276	6	23	22	291
Week 3 01/18-01/24	66	36	182	2	7	10	228
Week 4 01/25-01/31							
<u>Totals</u>	<u>295</u>	<u>155</u>	<u>1,917</u>	<u>14</u>	<u>40</u>	<u>53</u>	<u>1,547</u>

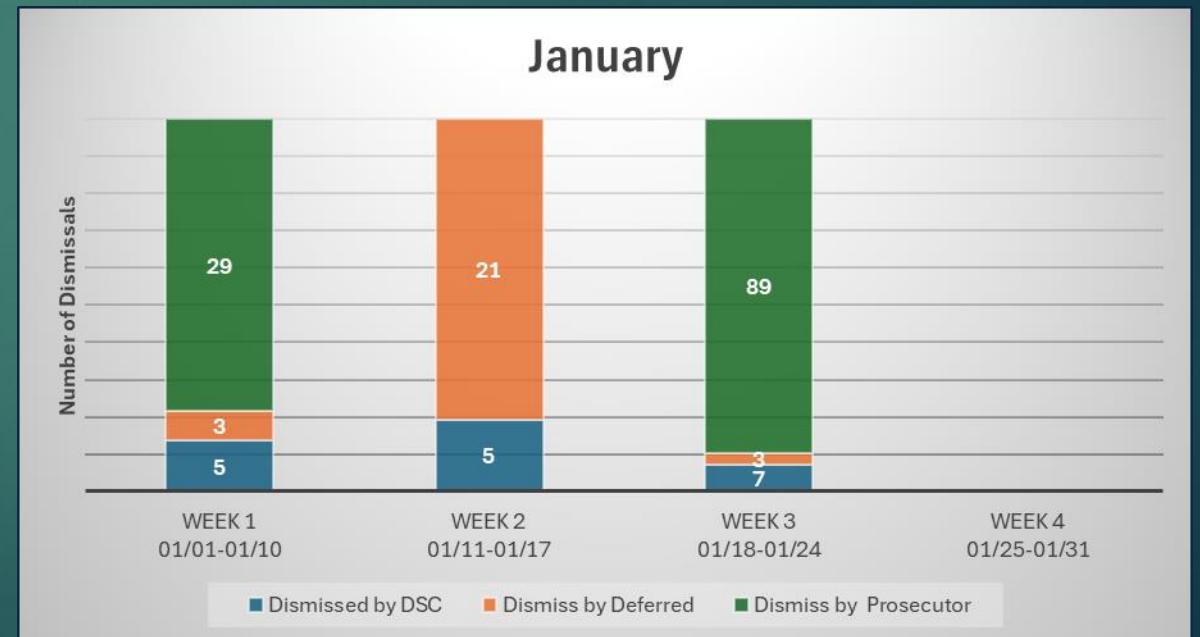
January 2026 Payments



COURT

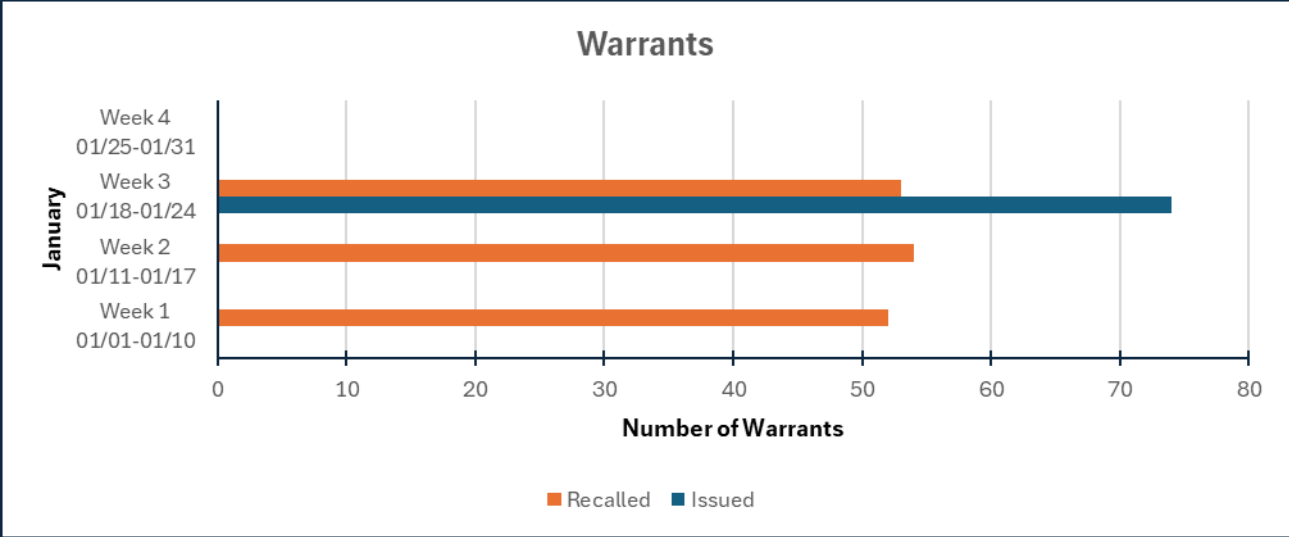


January	<u>Dismissed by DSC</u>	<u>Dismiss by Deferred</u>	<u>Dismiss by Prosecutor</u>
Week 1			
01/01-01/10	<u>5</u>	<u>3</u>	<u>29</u>
Week 2			
01/11-01/17	<u>5</u>	<u>21</u>	<u>0</u>
Week 3			
01/18-01/24	<u>7</u>	<u>3</u>	<u>89</u>
Week 4			
01/25-01/31			
Totals	<u>17</u>	<u>27</u>	<u>118</u>



COURT


<u>January</u>	<u>Issued</u>	<u>Recalled</u>
Week 1		
01/01-01/10	0	52
Week 2		
01/11-01/17	0	54
Week 3		
01/18-01/24	74	53
Week 4		
01/25-01/31		
<u>Totals</u>	<u>74</u>	<u>159</u>



FIRE

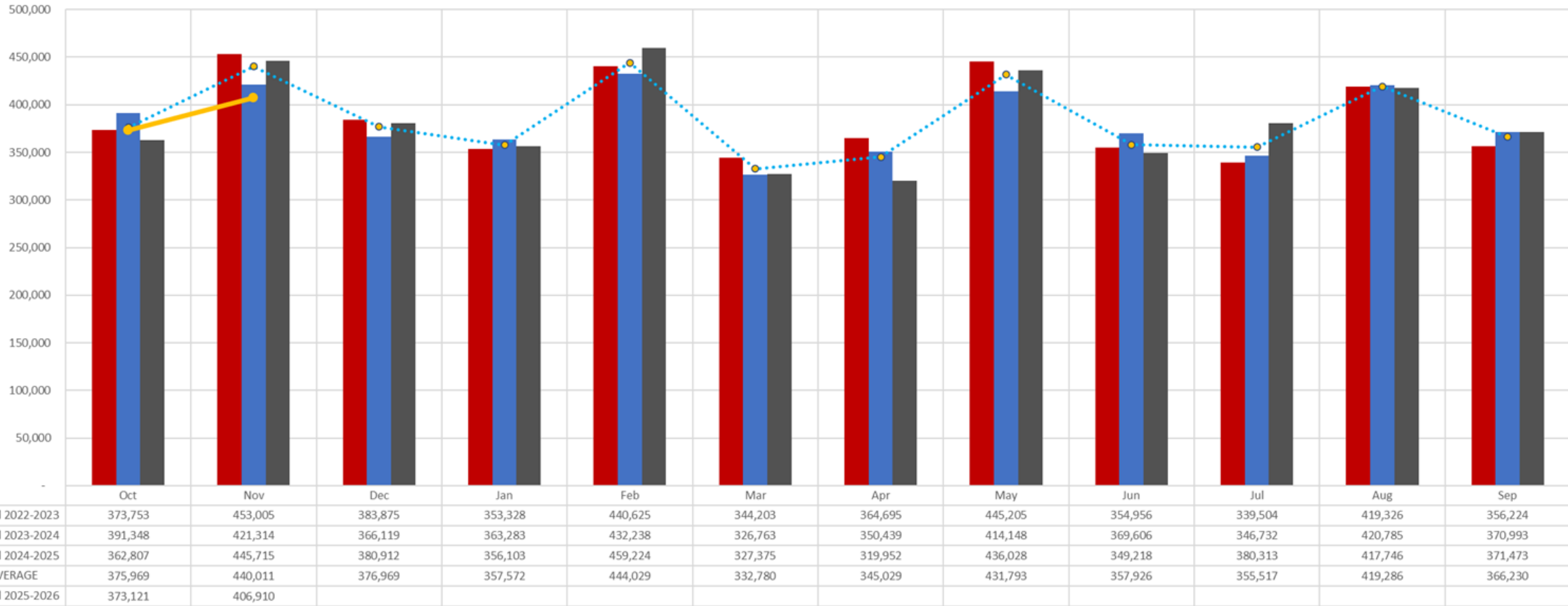
Fire Department								
	10/14/2025	10/28/2025	11/12/2025	11/25/2025	12/9/2025	1/7/2026	1/28/2026	Total /Avg
Overall Responses								
Total Fire Dept Call for Service	238	145	96	81	84	289	151	1084
Average Response Time 90%	5:00	4:40	5:10	5:03	4:58	4:36	4:32	4:51
Fire Services								
Fire and Non EMS Calls For Service to the Community	57	44	28	23	30	67	51	300
FERP (Flood Emergency Response Plan) Activation	0	0	0	0	0	0	0	0
EMS								
Emergency Medical Service Call for Service to the Community	181	110	68	58	54	228	100	799
Motor Vehicle Accident Calls for Service	28	18	12	11	9	29	12	119
Fire Marshal Services								
Local Business Fire Inspections	6	13	7	10	8	72	88	204
Plan Review	5	6	3	3	3	9	5	34
Fire Investigations/FOIA	3	4	6	6	2	9	8	38
Mutual Aid								
Mutual Aid Received by the Fire Department	10	8	1	0	3	9	9	40
Mutual Aid Requested from the Fire Department	6	4	4	2	6	18	3	43
In-Service Training (hours)	462	488	327	250	274	518	876	3195

ECONOMIC DEVELOPMENT

	 Reported 25-26	Reported 24-25	Reported 23-24	Reported 22-23	3 YEAR AVERAGE
Oct	373,121	362,807	391,348	373,753	375,969
Nov	406,910	445,715	421,314	453,005	440,011
Dec		380,912	366,119	383,875	376,969
Jan		356,103	363,283	353,328	357,572
Feb		459,224	432,238	440,625	444,029
Mar		327,375	326,763	344,203	332,780
Apr		319,952	350,439	364,695	345,029
May		436,028	414,148	445,205	431,793
Jun		349,218	369,606	354,956	357,926
Jul		380,313	346,732	339,504	355,517
Aug		417,746	420,785	419,326	419,286
Sep		371,473	370,993	356,224	366,230
Grand Total	780,031	4,606,866	4,573,769	\$ 4,628,697	\$4,603,111

See the full report <https://www.leonvalleytexas.gov/economicdevelopment/page/monthly-sales-tax-report>

Sales Tax History



Library – December Stats

- ▶ Visitors: 2682
- ▶ References: 1578
- ▶ New Accounts: 50
- ▶ Renewed Accounts: 42
- ▶ Circulation Total: 2236
- ▶ Volunteer Hours: 66
- ▶ Computer Logins: 84
- ▶ Wi-Fi Connections: 495
- ▶ Program Totals: 19
- ▶ Program Attendance: 984