

CITY DATA

AS OF DECEMBER 2, 2025



[illegible]

CRIMINAL INVESTIGATIONS DIVISION	FISCAL YEAR 2026 MONTHLY ACTIVITY REPORT																											
	10/24/2025	11/7/2025	11/21/2025	12/5/2025	12/19/2025	1/2/2026	1/16/2026	1/30/2026	2/13/2026	2/27/2026	3/13/2026	3/27/2026	4/10/2026	4/24/2026	5/8/2026	5/22/2026	6/5/2026	6/19/2026	7/3/2026	7/17/2026	7/31/2026	8/14/2026	8/28/2026	9/11/2026	9/25/2026	10/9/2026	TOTAL	
CASE FILING-OFFENSES																												
PROPERTY ROOM																												
AUDIT	12	0	51	0	0	0	0	0	0	0	0	0	0	0	0	0	0	0	0	0	0	0	0	0	0	0	0	63
DESTRUCTION/ REMOVAL PREPARATION	0	99	10	0	0	0	0	0	0	0	0	0	0	0	0	0	0	0	0	0	0	0	0	0	0	0	0	109
EVIDENCE PROCESSING/ HANDLING	4	11	9	0	0	0	0	0	0	0	0	0	0	0	0	0	0	0	0	0	0	0	0	0	0	0	0	24
EVIDENCE TRANSPORT	3	6	0	0	0	0	0	0	0	0	0	0	0	0	0	0	0	0	0	0	0	0	0	0	0	0	0	9
PROPERTY PACKAGING	25	21	21	0	0	0	0	0	0	0	0	0	0	0	0	0	0	0	0	0	0	0	0	0	0	0	0	67
TERMINAL AGENCY COORDINATOR ACTIVITY	2	1	1	0	0	0	0	0	0	0	0	0	0	0	0	0	0	0	0	0	0	0	0	0	0	0	0	4
RED LIGHT CAMERA																												
COURT SECURITY	3	1	3	0	0	0	0	0	0	0	0	0	0	0	0	0	0	0	0	0	0	0	0	0	0	0	0	7
RED LIGHT CAMERA CITIZEN INTERACTIONS	42	58	63	0	0	0	0	0	0	0	0	0	0	0	0	0	0	0	0	0	0	0	0	0	0	0	0	163
RED LIGHT CAMERA INCIDENT REVIEW	5456	5666	4557	0	0	0	0	0	0	0	0	0	0	0	0	0	0	0	0	0	0	0	0	0	0	0	0	15679
RED LIGHT CAMERA HEARINGS	7	14	6	0	0	0	0	0	0	0	0	0	0	0	0	0	0	0	0	0	0	0	0	0	0	0	0	27
MISCELLANEOUS ADMINISTRATIVE TASKS																												
EMAIL INQUIRIES/RESPONSES	44	75	90	0	0	0	0	0	0	0	0	0	0	0	0	0	0	0	0	0	0	0	0	0	0	0	0	209
OUTSIDE AGENCY ASSISTANCE	11	16	20	0	0	0	0	0	0	0	0	0	0	0	0	0	0	0	0	0	0	0	0	0	0	0	0	47
PROCESS OPEN RECORDS REQUESTS	2	19	20	0	0	0	0	0	0	0	0	0	0	0	0	0	0	0	0	0	0	0	0	0	0	0	0	41
PHONE CALLS	176	302	262	0	0	0	0	0	0	0	0	0	0	0	0	0	0	0	0	0	0	0	0	0	0	0	0	740
PROCESS INCOMING/OUTGOING NOTIFICATIONS	34	3	0	0	0	0	0	0	0	0	0	0	0	0	0	0	0	0	0	0	0	0	0	0	0	0	0	37
RELEASE-PROPERTY	5	1	8	0	0	0	0	0	0	0	0	0	0	0	0	0	0	0	0	0	0	0	0	0	0	0	0	14
RELEASE-VEHICLE	39	23	90	0	0	0	0	0	0	0	0	0	0	0	0	0	0	0	0	0	0	0	0	0	0	0	0	152
REPORT FOLLOW-UPS	19	24	27	0	0	0	0	0	0	0	0	0	0	0	0	0	0	0	0	0	0	0	0	0	0	0	0	70
REPORT DISTRIBUTION	5	4	9	0	0	0	0	0	0	0	0	0	0	0	0	0	0	0	0	0	0	0	0	0	0	0	0	0
SCANNING/DOCUMENT UPLOADS	14	67	88	0	0	0	0	0	0	0	0	0	0	0	0	0	0	0	0	0	0	0	0	0	0	0	0	0
VEHICLE/PROPERTY AUCTION PREPARATION	17	0	0	0	0	0	0	0	0	0	0	0	0	0	0	0	0	0	0	0	0	0	0	0	0	0	0	0
WALK-IN/WINDOW ASSISTANCE	82	86	114	0	0	0	0	0	0	0	0	0	0	0	0	0	0	0	0	0	0	0	0	0	0	0	0	0
ADMINISTRATIVE ASST TASKS																												
EXPUNGEMENTS/PETITIONS	0	0	0	0	0	0	0	0	0	0	0	0	0	0	0	0	0	0	0	0	0	0	0	0	0	0	0	0
SUBPOENAS	0	2	3	0	0	0	0	0	0	0	0	0	0	0	0	0	0	0	0	0	0	0	0	0	0	0	0	0
IMPOUND LOT																												
FLEET MAINTENANCE	9	0	0	0	0	0	0	0	0	0	0	0	0	0	0	0	0	0	0	0	0	0	0	0	0	0	0	9
VEHICLE PROCESSING/ HANDLING	34	37	56	0	0	0	0	0	0	0	0	0	0	0	0	0	0	0	0	0	0	0	0	0	0	0	0	127
IMPOUND LOT TOTAL	30	28	60	0	0	0	0	0	0	0	0	0	0	0	0	0	0	0	0	0	0	0	0	0	0	0	0	118
REASON																												
ARRESTS	11	8	20	0	0	0	0	0	0	0	0	0	0	0	0	0	0	0	0	0	0	0	0	0	0	0	0	39
CITY ORDINANCE VIOLATION	0	0	0	0	0	0	0	0	0	0	0	0	0	0	0	0	0	0	0	0	0	0	0	0	0	0	0	0
CRASH-NO DAMAGE	0	0	10	0	0	0	0	0	0	0	0	0	0	0	0	0	0	0	0	0	0	0	0	0	0	0	0	10
EVIDENCE	0	0	0	0	0	0	0	0	0	0	0	0	0	0	0	0	0	0	0	0	0	0	0	0	0	0	0	0
RECOVERED STOLEN	0	0	0	0	0	0	0	0	0	0	0	0	0	0	0	0	0	0	0	0	0	0	0	0	0	0	0	0
TRAFFIC HAZARD-ROADWAY OBSTRUCTION	0	0	0	0	0	0	0	0	0	0	0	0	0	0	0	0	0	0	0	0	0	0	0	0	0	0	0	0
TRAFFIC OFFENSES-DWLI/NO DL/NO INSURANCE	19	20	30	0	0	0	0	0	0	0	0	0	0	0	0	0	0	0	0	0	0	0	0	0	0	0	0	69
BANIS-TOTAL	11	9	10	0	0	0	0	0	0	0	0	0	0	0	0	0	0	0	0	0	0	0	0	0	0	0	0	30
REASON																												
CRASH-DAMAGE	11	8	10	0	0	0	0	0	0	0	0	0	0	0	0	0	0	0	0	0	0	0	0	0	0	0	0	29
OVERSIZED VEHICLE	0	1	0	0	0	0	0	0	0	0	0	0	0	0	0	0	0	0	0	0	0	0	0	0	0	0	0	1

[illegible]

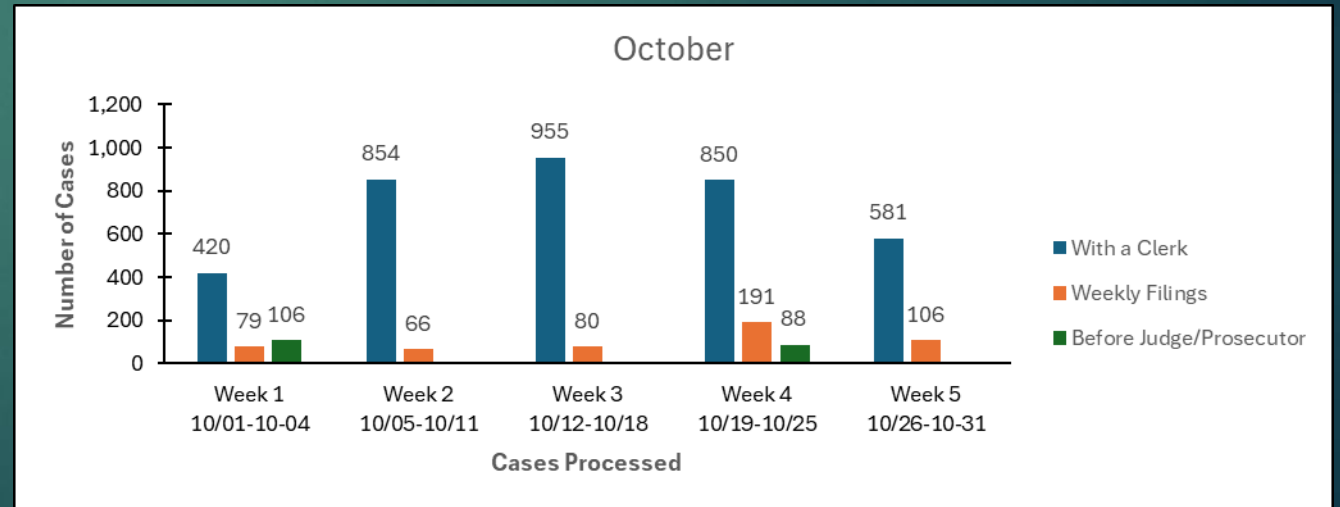
[illegible]

CODE & ANIMAL ENFORCEMENT

Case Status	Count of Case
Closed	8
Deceased Animal	4
Parking on Front or Side Yard	1
Trash	3
In Progress - Citation Issued	5
Apartment Issues	2
Misc. Code Violation	1
Overhanging Tree	1
Water Restrictions	1
In Progress - Extension	1
Parking on Front or Side Yard	1
In Progress - Initial Inspection	2
Animal at Large	2
In Progress - Notice of Violation Issued	13
Animal at Large	3
High Grass	2
Overhanging Tree	1
Parking on Front or Side Yard	3
Signs	1
Trash	1
Vacant Building	2
Open	11
Animal at Large	4
Deceased Animal	2
Overgrown Grass	1
Overhanging Tree	1
Signs	2
Trash	1
Grand Total	40

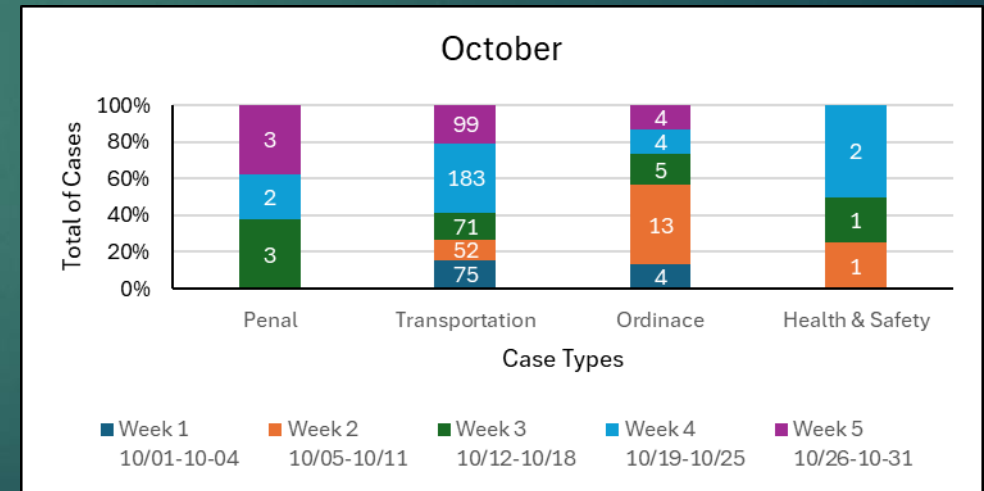
COURT

CASE PROCESSING			
<u>October</u>	<u>Weekly Filings</u>	<u>Before Judge/Prosecutor</u>	<u>With a Clerk</u>
Week 1 10/01-10-04	79	106	420
Week 2 10/05-10/11	66 NO DOCKET		854
Week 3 10/12-10/18	80 NO DOCKET		955
Week 4 10/19-10/25	191	88	850
Week 5 10/26-10-31	<u>106</u>	<u>NO DOCKET</u>	<u>581</u>
Totals	<u>522</u>	<u>194</u>	<u>3,660</u>



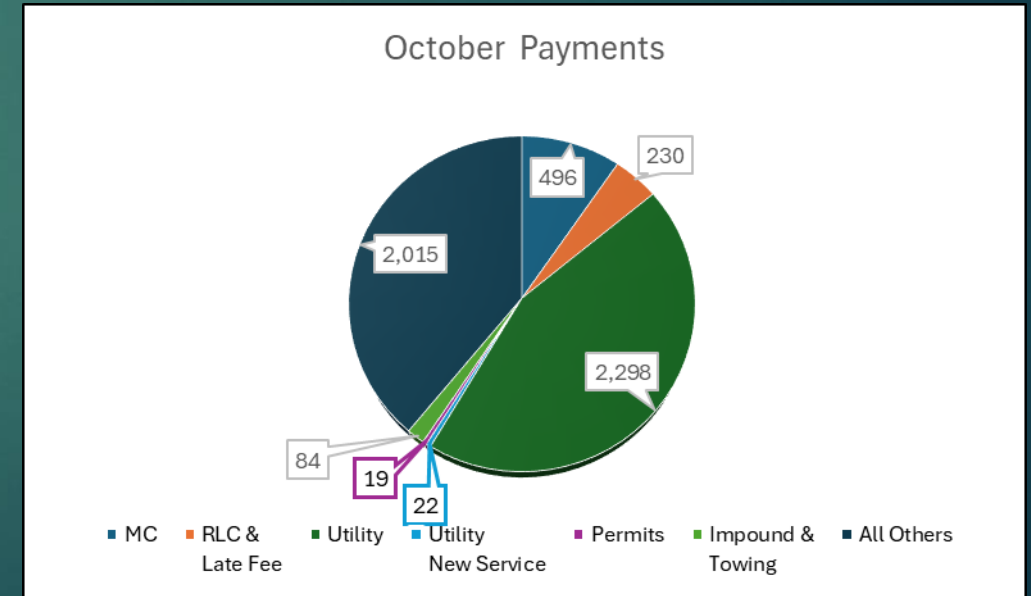
COURT

	Filed Case Types			
<u>October</u>	<u>Penal</u>	<u>Transportation</u>	<u>Ordinance</u>	<u>Health & Safety</u>
Week 1 10/01-10-04		75	4	
Week 2 10/05-10/11		52	13	1
Week 3 10/12-10/18	3	71	5	1
Week 4 10/19-10/25	2	183	4	2
Week 5 10/26-10-31	<u>3</u>	<u>99</u>	<u>4</u>	
Totals	<u>8</u>	<u>480</u>	<u>30</u>	<u>4</u>



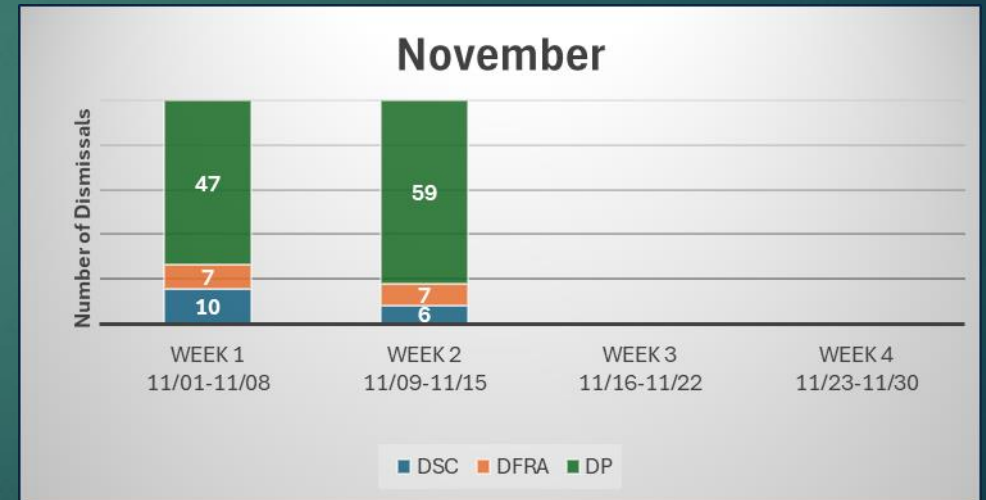
COURT

<u>October</u>	Number of Payments						
	<u>MC</u>	<u>RLC & Late Fee</u>	<u>Utility</u>	<u>Utility New Service</u>	<u>Permits</u>	<u>Impound & Towing</u>	<u>All Others</u>
Week 1							
10/01-10-04	102	42	436	7	2	16	407
Week 2							
10/05-10/11	66	47	899	5	5	10	611
Week 3							
10/12-10/18	95	42	245	3	3	23	273
Week 4							
10/19-10/25	146	53	220	2	2	18	355
Week 5							
10/26-10-31	87	46	498	5	7	17	369
Totals	<u>496</u>	<u>230</u>	<u>2,298</u>	<u>22</u>	<u>19</u>	<u>84</u>	<u>2,015</u>



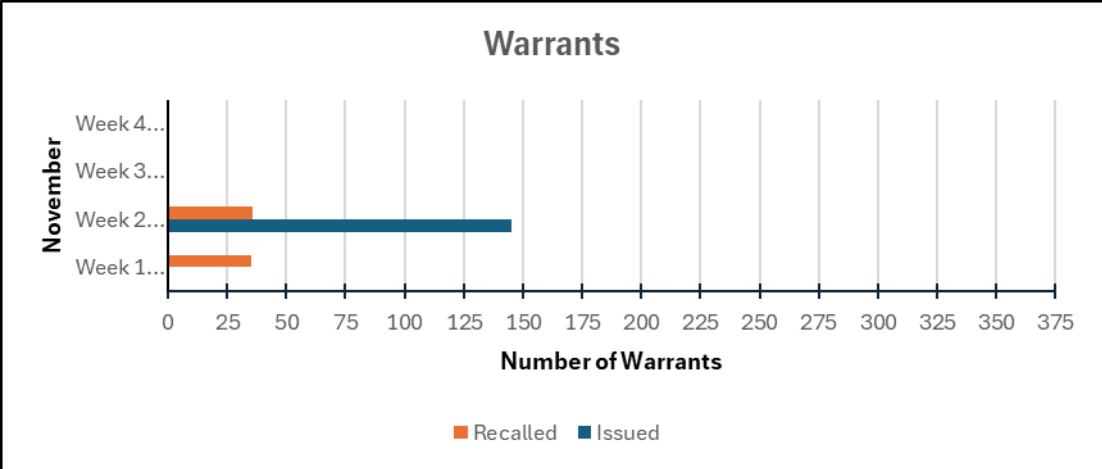
COURT

November	<u>DSC</u>	<u>DFRA</u>	<u>DP</u>
Week 1			
11/01-11/08	<u>10</u>	<u>7</u>	<u>47</u>
Week 2			
11/09-11/15	<u>6</u>	<u>7</u>	<u>59</u>
Week 3			
11/16-11/22			
Week 4			
11/23-11/30			
Totals			



COURT


<u>November</u>	<u>Issued</u>	<u>Recalled</u>
Week 1 11/01-11/08	0	35
Week 2 11/09-11/15	145	36
Week 3 11/16-11/22		
Week 4 11/23-11/30		
<u>Totals</u>		



FIRE

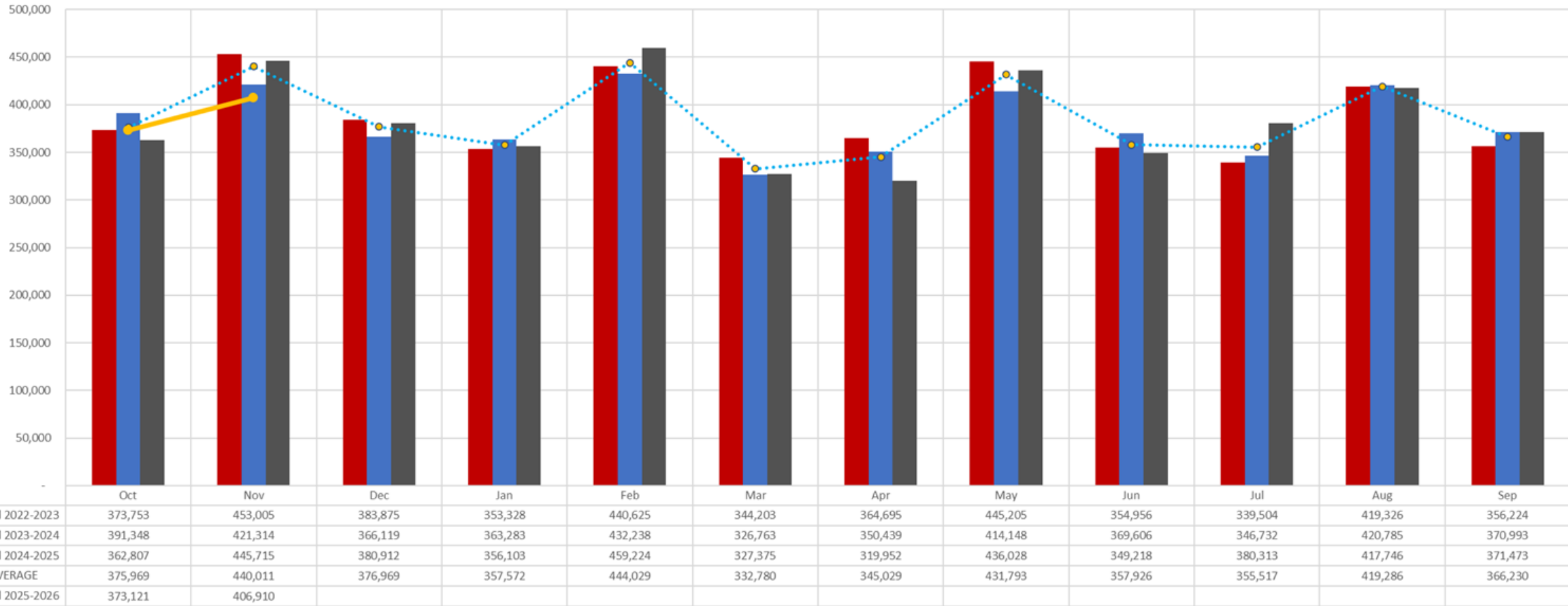
Fire Department					
	10/14/2025	10/28/2025	11/12/2025	11/25/2025	Total /Avg
Overall Responses					
Total Fire Dept Call for Service	238	145	96	81	238
Average Response Time 90%	5:00	4:40	5:10	5:03	4:58
Fire Services					
Fire and Non EMS Calls For Service to the Community	57	44	28	23	152
FERP (Flood Emergency Response Plan) Activation	0	0	0	0	0
EMS					
Emergency Medical Service Call for Service to the Community	181	110	68	58	417
Motor Vehicle Accident Calls for Service	28	18	12	11	69
Fire Marshal Services					
Local Business Fire Inspections	6	13	7	10	36
Plan Review	5	6	3	3	17
Fire Investigations/FOIA	3	4	6	6	19
Mutual Aid					
Mutual Aid Received by the Fire Department	10	8	1	0	19
Mutual Aid Requested from the Fire Department	6	4	4	2	16
In-Service Training (hours)	462	488	327	250	1527

ECONOMIC DEVELOPMENT

	 Reported 25-26	Reported 24-25	Reported 23-24	Reported 22-23	3 YEAR AVERAGE
Oct	373,121	362,807	391,348	373,753	375,969
Nov	406,910	445,715	421,314	453,005	440,011
Dec		380,912	366,119	383,875	376,969
Jan		356,103	363,283	353,328	357,572
Feb		459,224	432,238	440,625	444,029
Mar		327,375	326,763	344,203	332,780
Apr		319,952	350,439	364,695	345,029
May		436,028	414,148	445,205	431,793
Jun		349,218	369,606	354,956	357,926
Jul		380,313	346,732	339,504	355,517
Aug		417,746	420,785	419,326	419,286
Sep		371,473	370,993	356,224	366,230
Grand Total	780,031	4,606,866	4,573,769	\$ 4,628,697	\$4,603,111

See the full report <https://www.leonvalleytexas.gov/economicdevelopment/page/monthly-sales-tax-report>

Sales Tax History



Library – October Stats

- ▶ Visitors: 4448
- ▶ References: 2066
- ▶ New Accounts: 37
- ▶ Renewed Accounts: 61
- ▶ Circulation Total: 3441
- ▶ Volunteer Hours: 101.50
- ▶ Computer Logins: 98
- ▶ Wi-Fi Connections: 708
- ▶ Program Totals: 33
- ▶ Program Attendance: 2144