

CITY DATA

AS OF NOVEMBER 18, 2025



CRIMINAL INVESTIGATIONS DIVISION	10/24/2025	11/7/2025	11/21/2025	12/5/2025	12/19/2025	1/2/2026	1/16/2026	1/30/2026	2/13/2026	2/27/2026	3/13/2026	3/27/2026	4/10/2026	4/24/2026	5/8/2026	5/22/2026	6/5/2026	6/19/2026	7/3/2026	7/17/2026	7/31/2026	8/14/2026	8/28/2026	9/11/2026	9/25/2026	10/9/2026	TOTAL	
CASE FILING-OFFENSES																												
PROPERTY ROOM																												
AUDIT	12	0	0	0	0	0	0	0	0	0	0	0	0	0	0	0	0	0	0	0	0	0	0	0	0	0	12	
DESTRUCTION/ REMOVAL PREPARATION	0	99	0	0	0	0	0	0	0	0	0	0	0	0	0	0	0	0	0	0	0	0	0	0	0	0	99	
EVIDENCE PROCESSING/ HANDLING	4	11	0	0	0	0	0	0	0	0	0	0	0	0	0	0	0	0	0	0	0	0	0	0	0	0	15	
EVIDENCE TRANSPORT	3	6	0	0	0	0	0	0	0	0	0	0	0	0	0	0	0	0	0	0	0	0	0	0	0	0	9	
PROPERTY PACKAGING	25	21	0	0	0	0	0	0	0	0	0	0	0	0	0	0	0	0	0	0	0	0	0	0	0	0	46	
TERMINAL AGENCY COORDINATOR ACTIVITY	2	1	0	0	0	0	0	0	0	0	0	0	0	0	0	0	0	0	0	0	0	0	0	0	0	0	3	
RED LIGHT CAMERA																												
COURT SECURITY	3	1	0	0	0	0	0	0	0	0	0	0	0	0	0	0	0	0	0	0	0	0	0	0	0	0	4	
RED LIGHT CAMERA CITIZEN INTERACTIONS	42	58	0	0	0	0	0	0	0	0	0	0	0	0	0	0	0	0	0	0	0	0	0	0	0	0	100	
RED LIGHT CAMERA INCIDENT REVIEW	5456	5666	0	0	0	0	0	0	0	0	0	0	0	0	0	0	0	0	0	0	0	0	0	0	0	0	11122	
RED LIGHT CAMERA HEARINGS	7	14	0	0	0	0	0	0	0	0	0	0	0	0	0	0	0	0	0	0	0	0	0	0	0	0	21	
MISCELLANEOUS ADMINISTRATIVE TASKS																												
EMAIL INQUIRIES/RESPONSES	44	75	0	0	0	0	0	0	0	0	0	0	0	0	0	0	0	0	0	0	0	0	0	0	0	0	119	
OUTSIDE AGENCY ASSISTANCE	11	16	0	0	0	0	0	0	0	0	0	0	0	0	0	0	0	0	0	0	0	0	0	0	0	0	27	
PROCESS OPEN RECORDS REQUESTS	2	19	0	0	0	0	0	0	0	0	0	0	0	0	0	0	0	0	0	0	0	0	0	0	0	0	21	
PHONE CALLS	176	302	0	0	0	0	0	0	0	0	0	0	0	0	0	0	0	0	0	0	0	0	0	0	0	0	478	
PROCESS INCOMING/OUTGOING NOTIFICATIONS	34	3	0	0	0	0	0	0	0	0	0	0	0	0	0	0	0	0	0	0	0	0	0	0	0	0	37	
RELEASE-PROPERTY	5	1	0	0	0	0	0	0	0	0	0	0	0	0	0	0	0	0	0	0	0	0	0	0	0	0	6	
RELEASE-VEHICLE	39	23	0	0	0	0	0	0	0	0	0	0	0	0	0	0	0	0	0	0	0	0	0	0	0	0	62	
REPORT FOLLOW-UPS	19	24	0	0	0	0	0	0	0	0	0	0	0	0	0	0	0	0	0	0	0	0	0	0	0	0	43	
REPORT DISTRIBUTION	5	4	0	0	0	0	0	0	0	0	0	0	0	0	0	0	0	0	0	0	0	0	0	0	0	0	0	
SCANNING/DOCUMENT UPLOADS	14	67	0	0	0	0	0	0	0	0	0	0	0	0	0	0	0	0	0	0	0	0	0	0	0	0	0	
VEHICLE/PROPERTY AUCTION PREPARATION	17	0	0	0	0	0	0	0	0	0	0	0	0	0	0	0	0	0	0	0	0	0	0	0	0	0	0	
WALK-IN/WINDOW ASSISTANCE	82	86	0	0	0	0	0	0	0	0	0	0	0	0	0	0	0	0	0	0	0	0	0	0	0	0	0	
ADMINISTRATIVE ASST TASKS																												
EXPUNGEMENTS/PETITIONS	0	0	0	0	0	0	0	0	0	0	0	0	0	0	0	0	0	0	0	0	0	0	0	0	0	0	0	
SUBPOENAS	0	2	0	0	0	0	0	0	0	0	0	0	0	0	0	0	0	0	0	0	0	0	0	0	0	0	0	
IMPOUND LOT																												
FLEET MAINTENANCE	9	0	0	0	0	0	0	0	0	0	0	0	0	0	0	0	0	0	0	0	0	0	0	0	0	0	9	
VEHICLE PROCESSING/ HANDLING	34	37	0	0	0	0	0	0	0	0	0	0	0	0	0	0	0	0	0	0	0	0	0	0	0	0	71	
IMPOUND LOT TOTAL	30	28	0	0	0	0	0	0	0	0	0	0	0	0	0	0	0	0	0	0	0	0	0	0	0	0	58	
REASON																												
ARRESTS	11	8	0	0	0	0	0	0	0	0	0	0	0	0	0	0	0	0	0	0	0	0	0	0	0	0	19	
CITY ORDINANCE VIOLATION	0	0	0	0	0	0	0	0	0	0	0	0	0	0	0	0	0	0	0	0	0	0	0	0	0	0	0	
CRASH-NO DAMAGE	0	0	0	0	0	0	0	0	0	0	0	0	0	0	0	0	0	0	0	0	0	0	0	0	0	0	0	
EVIDENCE	0	0	0	0	0	0	0	0	0	0	0	0	0	0	0	0	0	0	0	0	0	0	0	0	0	0	0	
RECOVERED STOLEN	0	0	0	0	0	0	0	0	0	0	0	0	0	0	0	0	0	0	0	0	0	0	0	0	0	0	0	
TRAFFIC HAZARD-ROADWAY OBSTRUCTION	0	0	0	0	0	0	0	0	0	0	0	0	0	0	0	0	0	0	0	0	0	0	0	0	0	0	0	
TRAFFIC OFFENSES-DWLI/NO DL/NO INSURANCE	19	20	0	0	0	0	0	0	0	0	0	0	0	0	0	0	0	0	0	0	0	0	0	0	0	0	39	
BANIS-TOTAL	11	9	0	0	0	0	0	0	0	0	0	0	0	0	0	0	0	0	0	0	0	0	0	0	0	0	20	
REASON																												
CRASH-DAMAGE	11	8	0	0	0	0	0	0	0	0	0	0	0	0	0	0	0	0	0	0	0	0	0	0	0	0	19	
OVERSIZED VEHICLE	0	1	0	0	0	0	0	0	0	0	0	0	0	0	0	0	0	0	0	0	0	0	0	0	0	0	1	

[illegible]

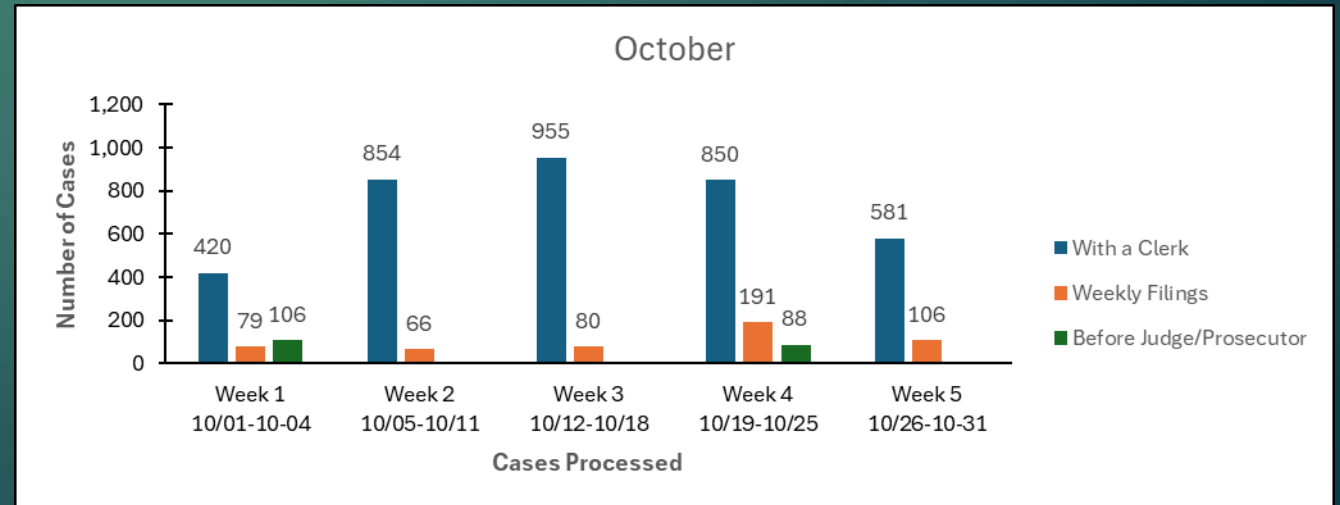
[illegible]

CODE & ANIMAL ENFORCEMENT

Row Labels	Count of Request
Closed	19
Animal at Large	3
Deceased Animal	2
Graffiti	1
Misc. Animal Request	1
Noise	1
Noise (Animal)	1
Overgrown Grass	1
Overhanging Tree	8
Property Maintenance	1
In Progress - Approved by Supervisor	1
Parking on Front or Side Yard	1
In Progress - Citation Issued	9
Dead Trees	1
High Grass	3
Overgrown Grass	1
Overhanging Tree	1
Parking on Front or Side Yard	1
Property Maintenance	1
Signs	1
In Progress - Notice of Violation Issued	2
Dead Trees	1
Overhanging Tree	1
Open	4
Animal at Large	3
Signs	1
Grand Total	35

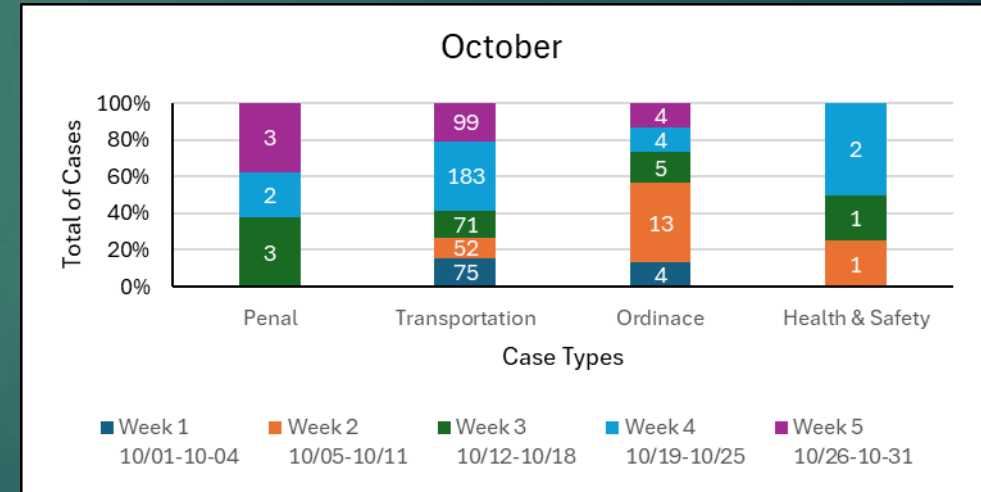
COURT

CASE PROCESSING			
October	Weekly Filings	Before Judge/Prosecutor	With a Clerk
Week 1 10/01-10-04	79	106	420
Week 2 10/05-10/11	66 NO DOCKET		854
Week 3 10/12-10/18	80 NO DOCKET		955
Week 4 10/19-10/25	191	88	850
Week 5 10/26-10-31	106	NO DOCKET	581
Totals	522	194	3,660



COURT

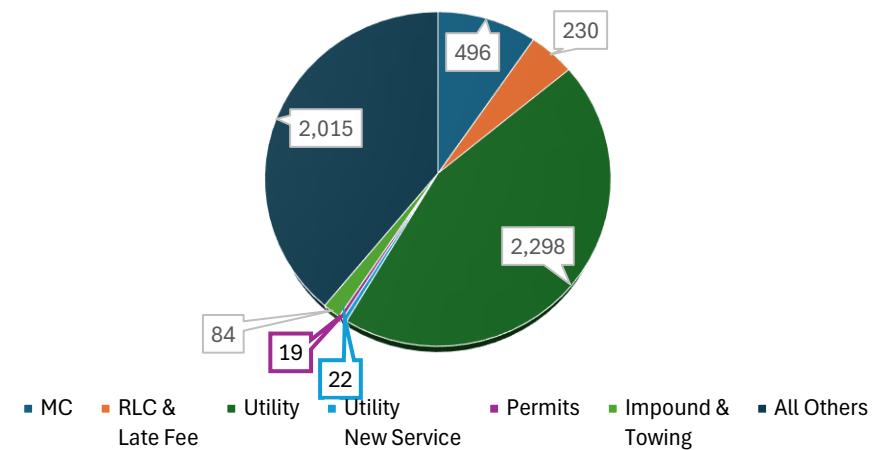
Filed Case Types				
October	Penal	Transportation	Ordinance	Health & Safety
Week 1 10/01-10-04		75	4	
Week 2 10/05-10/11		52	13	1
Week 3 10/12-10/18	3	71	5	1
Week 4 10/19-10/25	2	183	4	2
Week 5 10/26-10-31	<u>3</u>	<u>99</u>	<u>4</u>	
Totals	<u>8</u>	<u>480</u>	<u>30</u>	<u>4</u>



COURT

Number of Payments							
<u>October</u>	<u>MC</u>	<u>RLC & Late Fee</u>	<u>Utility</u>	<u>Utility New Service</u>	<u>Permits</u>	<u>Impound & Towing</u>	<u>All Others</u>
Week 1							
10/01-10/04	102	42	436	7	2	16	407
Week 2							
10/05-10/11	66	47	899	5	5	10	611
Week 3							
10/12-10/18	95	42	245	3	3	23	273
Week 4							
10/19-10/25	146	53	220	2	2	18	355
Week 5							
10/26-10/31	87	46	498	5	7	17	369
Totals	<u>496</u>	<u>230</u>	<u>2,298</u>	<u>22</u>	<u>19</u>	<u>84</u>	<u>2,015</u>

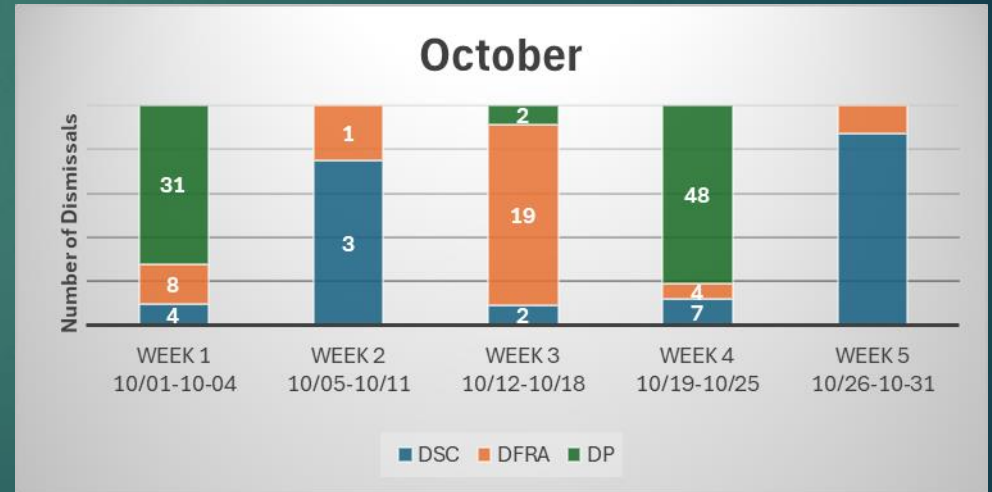
October 2025 Payments




COURT



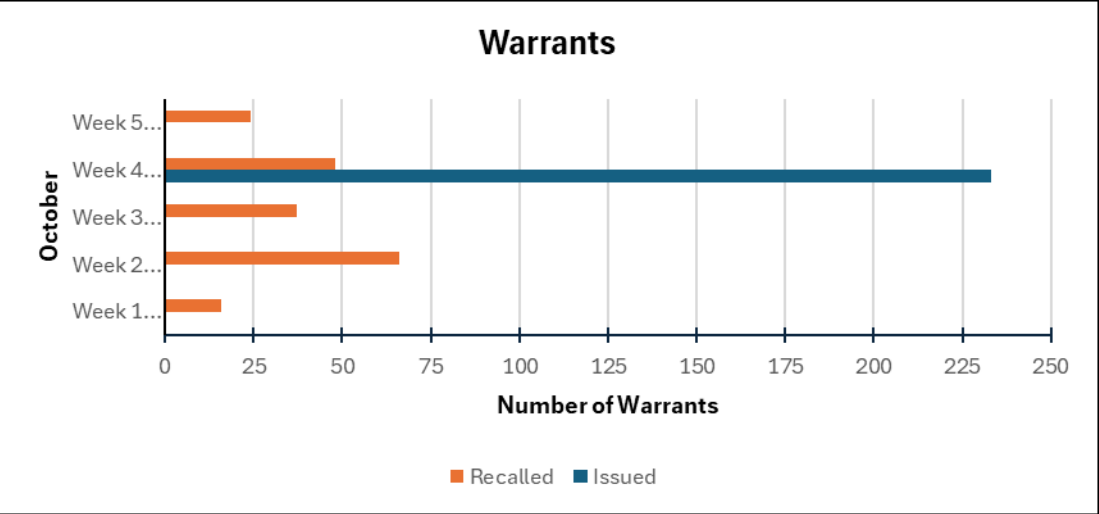
Number of Dismissals			
<u>October</u>	<u>DSC</u>	<u>DFRA</u>	<u>DP</u>
Week 1			
10/01-10-04	4	8	31
Week 2			
10/05-10/11	3	1	
Week 3			
10/12-10/18	2	19	2
Week 4			
10/19-10/25	7	4	48
Week 5			
10/26-10-31	<u>7</u>	<u>1</u>	<u>0</u>
Totals	<u><u>23</u></u>	<u><u>33</u></u>	<u><u>81</u></u>



COURT




Warrants		
October	Issued	Recalled
Week 1		
10/01-10/04	0	16
Week 2		
10/05-10/11	0	66
Week 3		
10/12-10/18	0	37
Week 4		
10/19-10/25	233	48
Week 5		
10/26-10-31	<u>0</u>	<u>24</u>
Totals		



FIRE

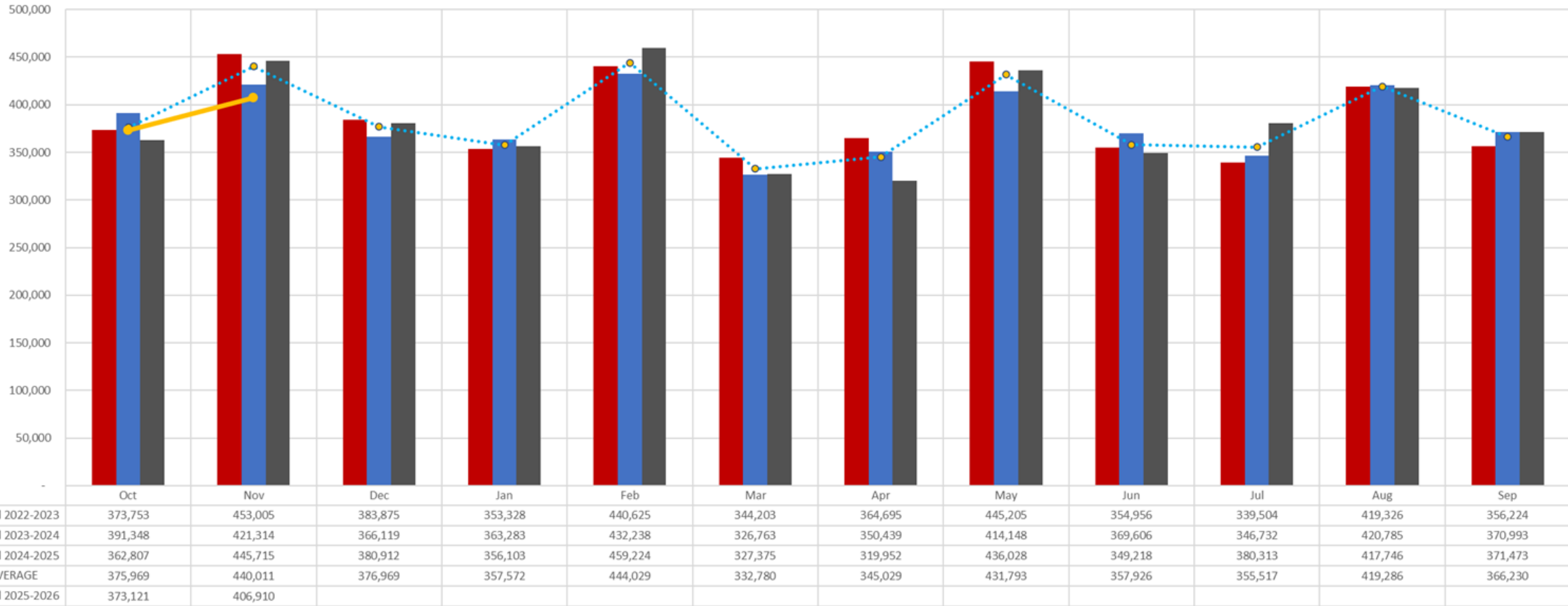
Fire Department				
	10/14/2025	10/28/2025	11/12/2025	Total /Avg
Overall Responses				
Total Fire Dept Call for Service	238	145	96	238
Average Response Time 90%	5:00	4:40	5:10	4:56
Fire Services				
Fire and Non EMS Calls For Service to the Community	57	44	28	129
FERP (Flood Emergency Response Plan) Activation	0	0	0	0
EMS				
Emergency Medical Service Call for Service to the Community	181	110	68	359
Motor Vehicle Accident Calls for Service	28	18	12	58
Fire Marshal Services				
Local Business Fire Inspections	6	13	7	26
Plan Review	5	6	3	14
Fire Investigations/FOIA	3	4	6	13
Mutual Aid				
Mutual Aid Received by the Fire Department	10	8	1	19
Mutual Aid Requested from the Fire Department	6	4	4	14
In-Service Training (hours)	462	488	327	1277

ECONOMIC DEVELOPMENT

	 Reported 25-26	Reported 24-25	Reported 23-24	Reported 22-23	3 YEAR AVERAGE
Oct	373,121	362,807	391,348	373,753	375,969
Nov	406,910	445,715	421,314	453,005	440,011
Dec		380,912	366,119	383,875	376,969
Jan		356,103	363,283	353,328	357,572
Feb		459,224	432,238	440,625	444,029
Mar		327,375	326,763	344,203	332,780
Apr		319,952	350,439	364,695	345,029
May		436,028	414,148	445,205	431,793
Jun		349,218	369,606	354,956	357,926
Jul		380,313	346,732	339,504	355,517
Aug		417,746	420,785	419,326	419,286
Sep		371,473	370,993	356,224	366,230
Grand Total	780,031	4,606,866	4,573,769	\$ 4,628,697	\$4,603,111

See the full report <https://www.leonvalleytexas.gov/economicdevelopment/page/monthly-sales-tax-report>

Sales Tax History



Library – October Stats

- ▶ Visitors: 4448
- ▶ References: 2066
- ▶ New Accounts: 37
- ▶ Renewed Accounts: 61
- ▶ Circulation Total: 3441
- ▶ Volunteer Hours: 101.50
- ▶ Computer Logins: 98
- ▶ Wi-Fi Connections: 708
- ▶ Program Totals: 33
- ▶ Program Attendance: 2144