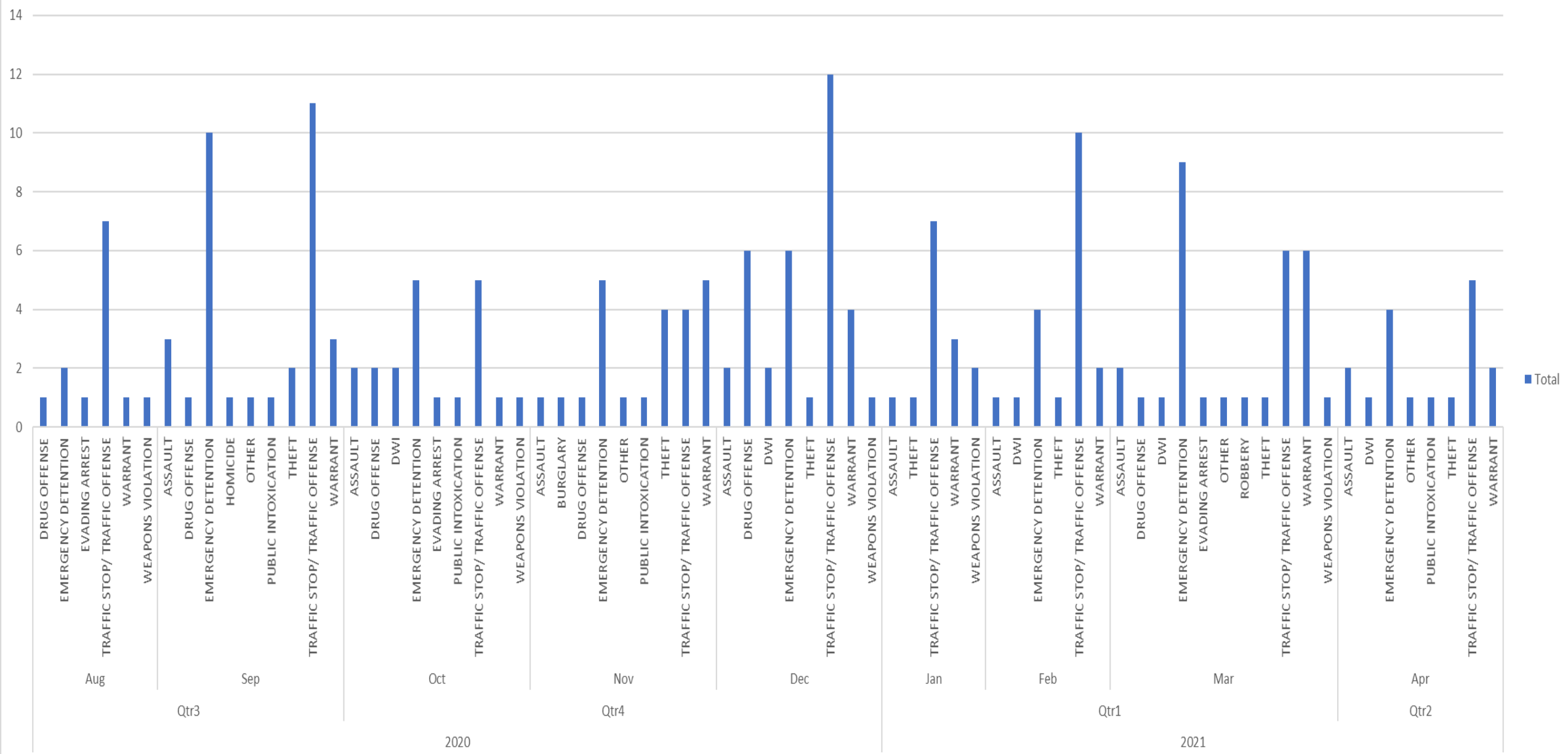


CITY DATA

AS OF JULY 31, 2021

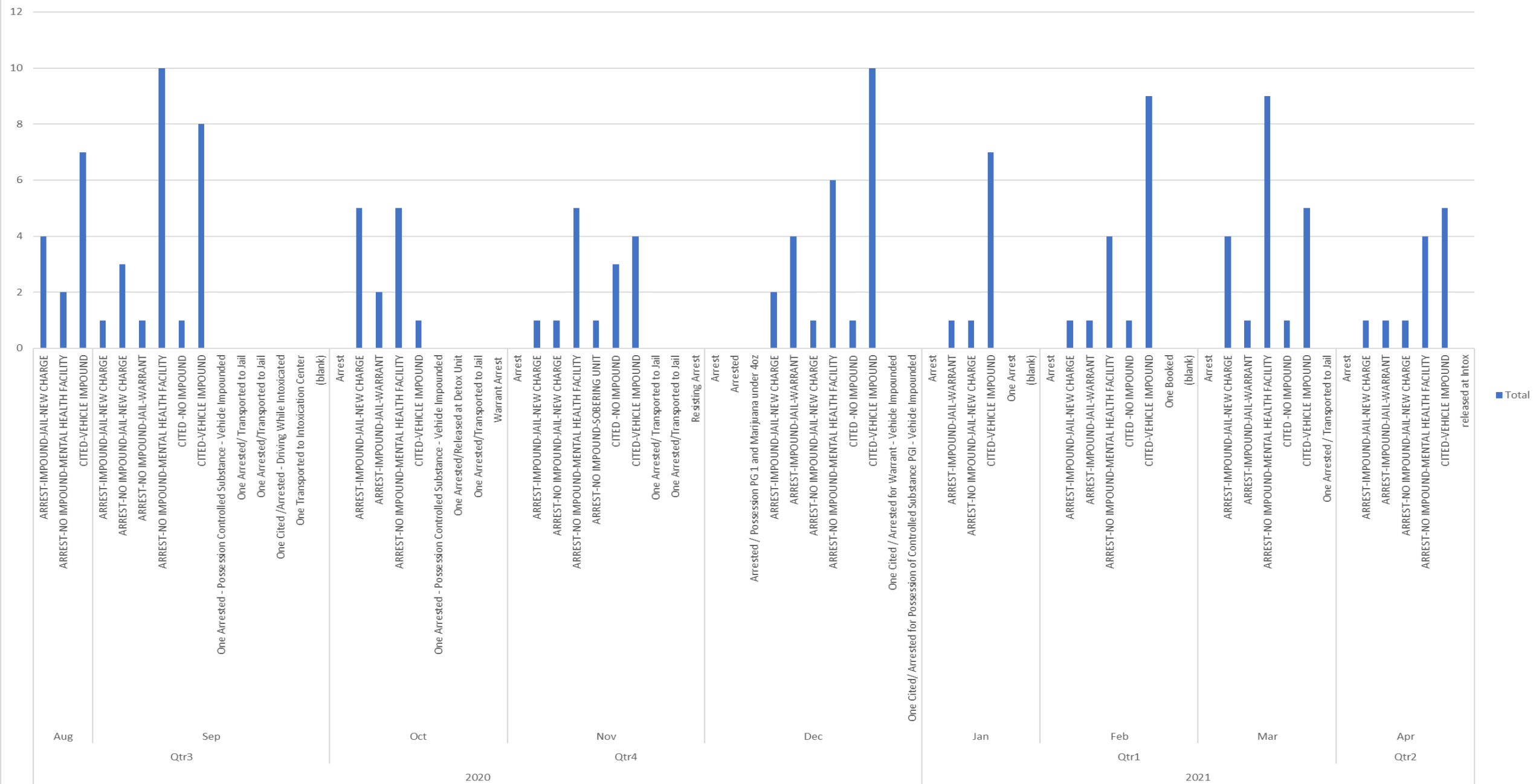


ARREST BY TYPE



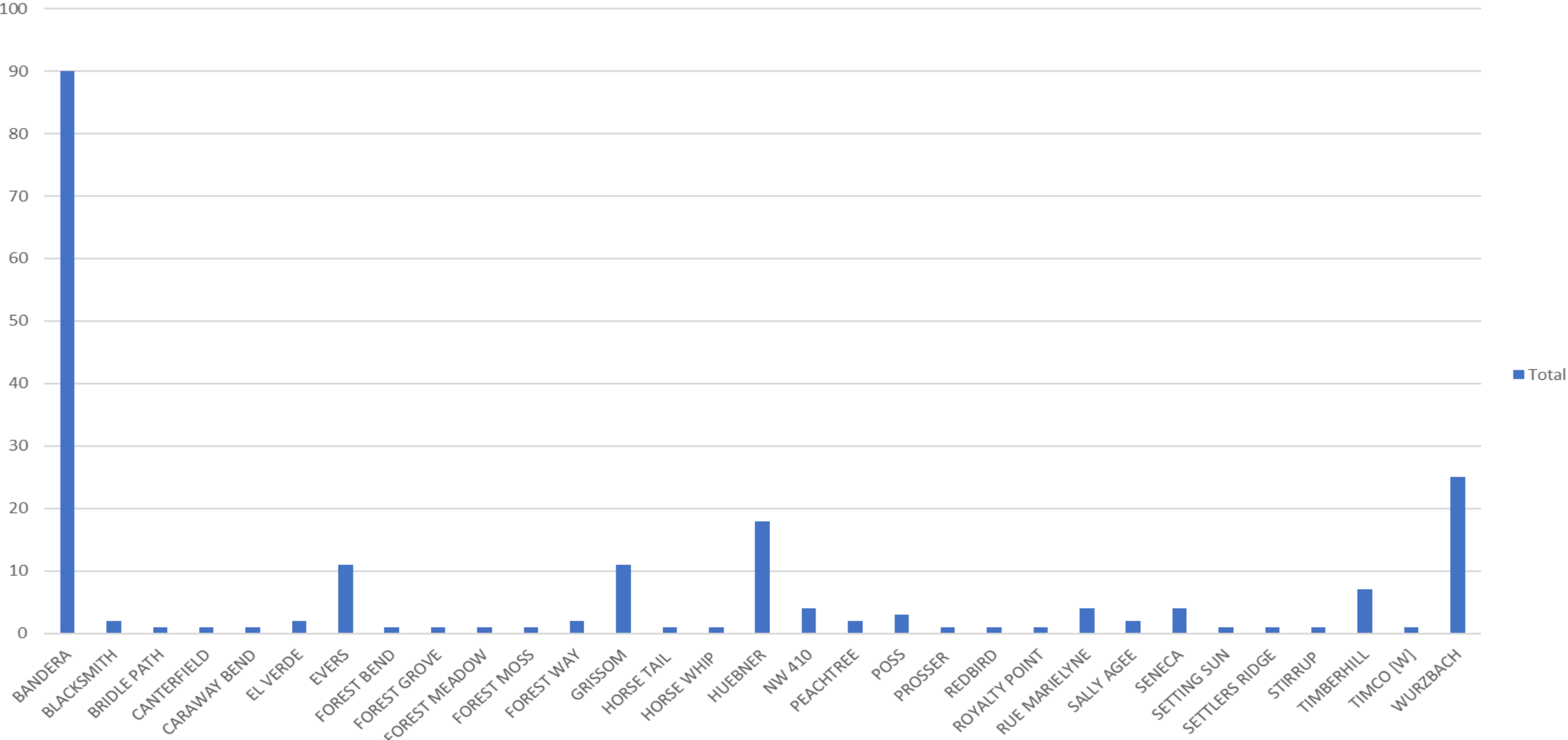
Total

ARREST BY DISPOSITION



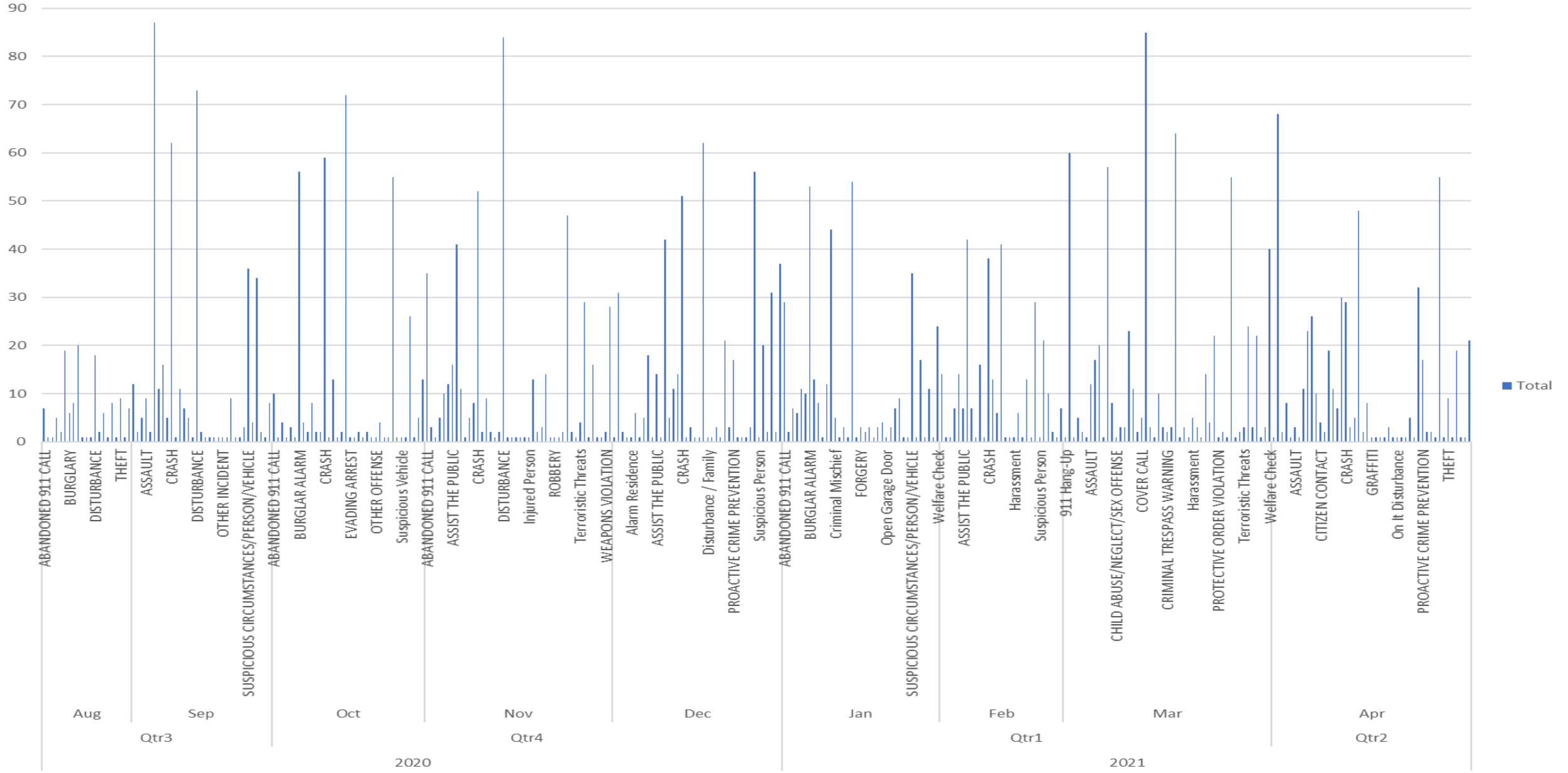
Count of STREET CODE

ARREST BY STREET



STREET ▾

CALL BY TYPE



POLICE



DATE	9/11/2020	10/2/2020	10/16/2020	10/30/2020	11/13/2020	11/25/2020	12/12/2020	1/8/2021	1/29/2021	2/11/2021	3/5/2021	3/19/2021	4/6/2021	4/12/2021	4/18/2021	4/25/2021	5/9/2021	5/23/2021	6/6/2021	6/20/2021	7/4/2021	7/18/2021	8/1/2021
TRAFFIC UNIT																							
Moving Violations	9	175		61	54	64	48	26	38	25	31	27	24	8	10	5	36	0	42	31	14	4	
Non-Moving Violations	19	1		0	0	0	0	0	0	0	0	0	2	0	1	0	0	0	13	20	0	5	
Warning	11	52		1	25	41	51	11	19	19	14	12	5	3	0	1	7	0	10	21	0	4	
VCO	14	0		0	0	0	0	0	0	0	0	0	0	0	0	0	1	0	0	0	0	0	
																			3				
PATROL UNIT																							
Moving Violations	20	15													17	16	47	51	15	42	55	66	
Non-Moving Violations	16	9													0	6	12	6	9	16	25	6	
Warning	1	5													25	39	61	46	5	30	43	29	
VCO	1	1													0	0	0	2	1	0	0	0	
IMPOUND LOT																							
Vehicles Impounded			12	11	7	16	13	25	12	9	10	10	13	14	13	18	33	25	35	26	41	28	
REASON																							
Traffic			4	5	6	11	6	17	9	6	9	7	8	8	9	6	17	10	17	9	12	9	
Arrest			6	5	0	2	5	5	1	3	0	1	4	2	1	2	2	2	2	3	2	6	
VCO			0	0	0	2	1	0	1	0	0	1	0	0	1	1	2	0	0	1	0	0	
Other			2	1	1	1	1	3	1	0	1	1	0	4	0	1	1	3	4	3	8	3	
Towed for Evidence												0	0	0	0	1	1	0	0	1	0	0	
Banis															2	7	10	10	12	9	18	10	

CRIMINAL INVESTIGATION

	6/20/2021	7/14/2021	7/18/2021
CASE FILING	HRS	HRS	HRS
OFFENSES	HRS	HRS	HRS
ASSAULT	67.50	67.50	6.00
BURGLARY	25.00	25.00	46.00
CHILD ABUSE/NEGLECT/SEX OFFENSE	1.00	1.00	70.50
CITY ORDINANCE VIOLATION	0.00	0.00	0.00
CREDIT CARD ABUSE	0.00	0.00	0.00
CRIMINAL MISCHIEF	0.00	0.00	0.00
CRIMINAL TRESPASS	0.00	0.00	0.00
DRUG OFFENSE	9.50	9.50	0.00
DWI	0.00	0.00	0.00
EMERGENCY DETENTION	0.00	0.00	0.00
EVADING ARREST	0.00	0.00	0.00
FORGERY	0.00	0.00	0.00
FRAUD	0.00	0.00	0.00
GRAFFITI	0.00	0.00	0.00
HARASSMENT	4.00	4.00	0.00
HOMICIDE/ MURDER/MANSLAUGHTER	37.00	37.00	7.00
ID THEFT	0.00	0.00	0.00
OTHER OFFENSE	19.00	19.00	15.00
PROTECTIVE ORDER VIOLATION	0.00	0.00	0.00
PUBLIC INTOXICATION	0.00	0.00	0.00
RESISTING ARREST	0.00	0.00	0.00
ROBBERY	0.00	0.00	0.00
SEX OFFENDER VIOLATION	0.00	0.00	0.00
SEXUAL ASSAULT	10.00	10.00	0.00
TERRORISTIC THREATS	0.00	0.00	0.00
THEFT	25.00	25.00	4.00
TRAFFIC STOP/ TRAFFIC OFFENSE	8.00	8.00	0.00
WARRANT	0.00	0.00	2.50
WEAPONS VIOLATION	0.00	0.00	0.00

CRIMINAL INVESTIGATION

	6/20/2021	7/4/2021	7/18/2021
ADDITIONAL CID ACTIVITY			
ACTIVITY TYPE			
	HRS	HRS	HRS
SEX OFFENDER REGISTRATION	3.50	3.50	1.50
VIDEO UPLOADS	5.00	5.00	7.50
ASSIST OUTSIDE AGENCY	46.50	46.50	16.50
WALK-IN/WINDOW ASSISTANCE	61.75	61.75	109.50
BACKGROUND INVESTIGATIONS	0.00	0.00	0.00
PROPERTY ROOM ACTIVITY			
ACTIVITY TYPE			
	HRS	HRS	HRS
AUDIT	0.00	12.00	0.00
CRIME SCENE	14.00	32.00	0.00
DESTRUCTION PREPARATION	10.00	0.00	6.00
EVIDENCE PROCESSING/ HANDLING	20.00	3.00	27.00
EVIDENCE TO LAB	5.00	9.00	1.00
MAINTENANCE/CLEANING	0.00	1.00	5.00
PROPERTY RELEASE	7.00	4.00	6.00
RETURNED NOTIFICATIONS	4.00	5.00	0.00
PREPARE NOTIFICATIONS	5.00	0.00	3.00
PROPERTY PACKAGING	10.00	0.00	1.00
OTHER ACTIVITY	5.00	0.00	0.00

CODE ENFORCEMENT



	9/11/2020	10/2/2020	10/16/2020	10/30/2020	11/13/2020	11/25/2020	12/12/2020	1/8/2021	1/29/2021	2/11/2021	3/5/2021	3/19/2021	4/6/2021	4/11/2021	4/18/2021	4/25/2021	5/9/2021	5/23/2021	6/6/2021	6/20/2021	7/4/2021	7/18/2021
Vehicles Violations Tagged	9	10	9	22	3	7	6	4	4	5	6	6	10	6	2	2	5	4	12	4	16	5
Bandit Signs	19	27	23	32	47	47	24	29	45	3	1	25	31	34	8	7	49	15	21	25	46	1
Graffiti	11	21	9	15	13	10	13	6	13	13	8	6	11	13	4	3	11	8	3	6	9	3
Building Violations	14	0	7	8	11	11	5	5	9	6	6	12	11	12	3	0	1	3	4	0	4	6
Grass/Weed /Tree Violations	29	48	45	21	48	35	16	13	29	5	15	22	11	30	12	6	23	21	11	19	30	40
Pool Violations	0	3	3	1	2	1	2	0	0			1	0	3	2	0	1	1	2	1	3	2
Trash Complaints	7	13	7	9	11	5	5	5	10	2	8	23	16	14	6	4	8	1	0	5	5	15
Noise Violations	2	1	0	0	4	4	8	5	4	1	4	9	14	14	4	1	0	2	6	0	6	3
Fence Violations	0	0	3	1	1	3	3	1	4	1	1	4	2	4	5	7	0	2	9	2	11	1
Misc. Code Violations	0	0	0	0	0	9	11	6	13	12	19	18	11	16	9	16	34	21	14	20	34	66
VCO Citations Issued	0	3	3	1	2	0	3	4	0	0	0	0	0	0	0	5	10	1	0	0	0	3
VCO Letters Sent Total	18	19	0	11	13	19	13	8	14	6	186	12	11	15	4	3	15	4	0	3	3	14
VCO Door Tags	27	61	0	34	26	21	16	9	40	8	9	14	17	47	11	2	31	40	6	19	25	29
TOTALS	136	206	109	155	181	172	125	95	185	62	263	152	145	208	70	56	188	123	88	104	192	188

ANIMAL CONTROL



	9/11/2020	10/2/2020	10/16/2020	10/30/2020	11/13/2020	11/25/2020	12/12/2020	1/8/2021	1/29/2021	2/11/2021	3/5/2021	3/19/2021	4/6/2021	4/11/2021	4/18/2021	4/25/2021	5/9/2021	5/23/2021	6/6/2021	6/20/2021	7/4/2021	7/18/2021
At Large Dog Calls	0	5	6	2	5		3	4	10		11	10	9	10	5	4	7	7	5	19	24	7
At Large Dogs Impounded				1							1		1	1	0	0	0	2	0	4	4	1
Dogs Returned to Owner	7			1									1	0	0	5	2	0	0	2	2	0
Dead Animals Picked Up:	3	9	4	6	7		16	14	11		8	8	17		0	0	0	0	0	0	0	0
Dogs		2	1						1				2	3	0	1	0	0	0	0	0	0
Cats		1			1		1	1	1		2	2	2		0	0	1	0	1	1	2	1
Racoons			1				1	1			2		3		0	0	1	1	0	1	1	0
Deer	1	4	2	5	5		9	11	8		2	3	3	3	0	1	3	1	0	1	1	3
Skunks	2	2		1	1		2	1	1		2	3	5	3	2	0	2	1	0	0	0	0
Other							3						2		1	0	3	3	3	0	3	0
Misc. Animal Control Calls	0	6	7	7	11		13	11	10		26	21	25	10	6	6	9	4	10	24	34	15
TNR Cats Trapped		1			3		1						5	1	1	0	0	0	0	0	0	0
TNR Cats Released					3							5	5	1	1	0	0	0	0	0	0	0
Wild Animal Calls (Alive)	11	13	13	12	12		10				15	17	12	10	2	0	6	3	2	4	6	8
Reported Dog Attacks/Bites			1												0	1	0	0	0	0	0	0
Actual Dog Attack/Bites	2	1		1	1		1	1	6		2	2	2	2	0	0	0	0	0	0	0	0
Rabies/Registration Violations	1	3	3	2	4						2				2	0	0	1	0	0	0	0
Animal Control Citations	3	0	0	1					3		0	2	0	0	0	0	0	0	0	0	0	0
Animal Control VCO Letters	5	10	2	7	12		4		16		5	10	9	10	4	0	2	0	0	0	0	0
Animal Control Door Tags	3	14	10	11	6		8		14		4	10	16	12	4	0	0	23	0	0	0	0
<i>TOTAL</i>	38	71	50	57	71	0	72	44	81	0	82	93	118	67	28	13	39	48	21	56	77	35

FIRE

	9/11/2020	10/2/2020	10/16/2020	10/30/2020	11/13/2020	11/25/2020	12/12/2020	1/8/2021	1/29/2021	2/11/2021	3/5/2021	3/19/2021	4/6/2021	4/14/2021	4/28/2021	5/12/2021	5/26/2021	6/9/2021	6/30/2021	7/14/2021	Total /Avg	
Overall Responses																						
Total Fire Dept Call for Service	79	216	86	78	96	79	100	134	159	77	140	100	83	82	94	129	88	119	148	102		2189
Average Response Time	4:52	4:19	4:57	5:12	5:01	4:39	5:09	5:11	5:02	4:33	5:25	5:19	5:37	5:25	5:19	5:20	4:56	5:19	5:09	5:19		5:06
Fire Services																						
Fire and Non EMS Calls For Service to the Community	18	41	26	26	26	24	31	40	40	16	83	30	30	23	28	26	30	33	35	32		638
FERP (Flood Emergency Response Plan) Activation	2	0	0	0	0	0	0	0	0	0	0	0	0	0	0	2	4	4	1	2		15
EMS																						
Emergency Medical Service Call for Service to the Commur	61	175	60	52	70	55	69	94	119	61	57	70	53	59	66	103	58	86	113	70		1551
COVID EMS Calls for Service	3	9	4	6	5	3	8	14	20	18	12	9	9	6	5	4	4	3	4	6		152
Motor Vehicle Accident Calls for Service	6	12	5	5	1	5	7	12	8	2	4	3	3	9	4	7	4	5	13	4		119
Fire Marshal Services																						
Local Business Fire Inspections	20	46	24	18	21	16	24	18	24	21	14	28	32	20	15	25	16	20	78	32		512
Plan Review	10	19	14	13	10	21	19	14	18	5	7	11	9	4	5	8	14	15	20	17		253
Enforcement Citations	1	3	3	1	0	0	0	0	0	0	0	0	1	0	1	0	0	0	0	2		12
Mutual Aid																						
Mutual Aid Requested by the Fire Department	0	4	0	1	3	1	2	0	3	2	0	0	1	0	1	1	4	1	4	1		29
Mutual Aid Requested from the Fire Department	5	5	3	3	6	4	6	10	3	1	9	3	1	4	3	6	2	5	6	1		86

ECONOMIC DEVELOPMENT

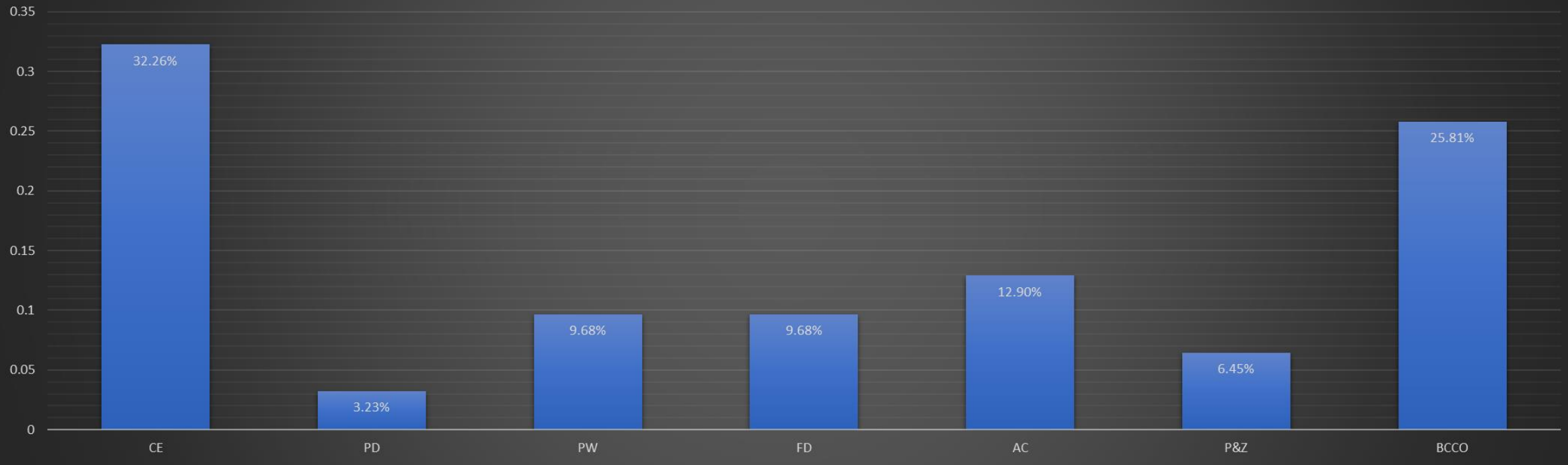
5-year sales tax history - Leon Valley



	January	February	March	April	May	June	July	August	September	October	November	December
2017	\$241,970.36	\$330,183.42	\$219,413.95	\$232,411.32	\$324,837.94	\$188,907.06	\$237,082.91	\$319,591.46	\$258,873.58	\$256,708.90	\$330,377.00	\$253,539.46
2018	\$246,302.77	\$318,304.72	\$231,035.50	\$243,781.75	\$333,927.19	\$246,548.71	\$263,183.86	\$331,767.88	\$264,817.00	\$269,182.81	\$339,544.33	\$296,039.19
2019	\$214,799.66	\$331,662.89	\$244,655.16	\$290,737.10	\$294,547.40	\$261,650.29	\$265,026.28	\$311,227.82	\$301,962.08	\$267,005.40	\$317,139.01	\$280,913.40
2020	\$240,578.33	\$323,642.59	\$225,091.95	\$311,335.84	\$304,385.25	\$216,147.58	\$246,914.11	\$342,355.11	\$268,634.32	\$270,369.96	\$364,693.66	\$278,923.04
2021	\$257,417.26	\$363,396.67	\$266,103.75	\$231,728.04	\$414,387.77	\$317,990.81	\$315,754.00					

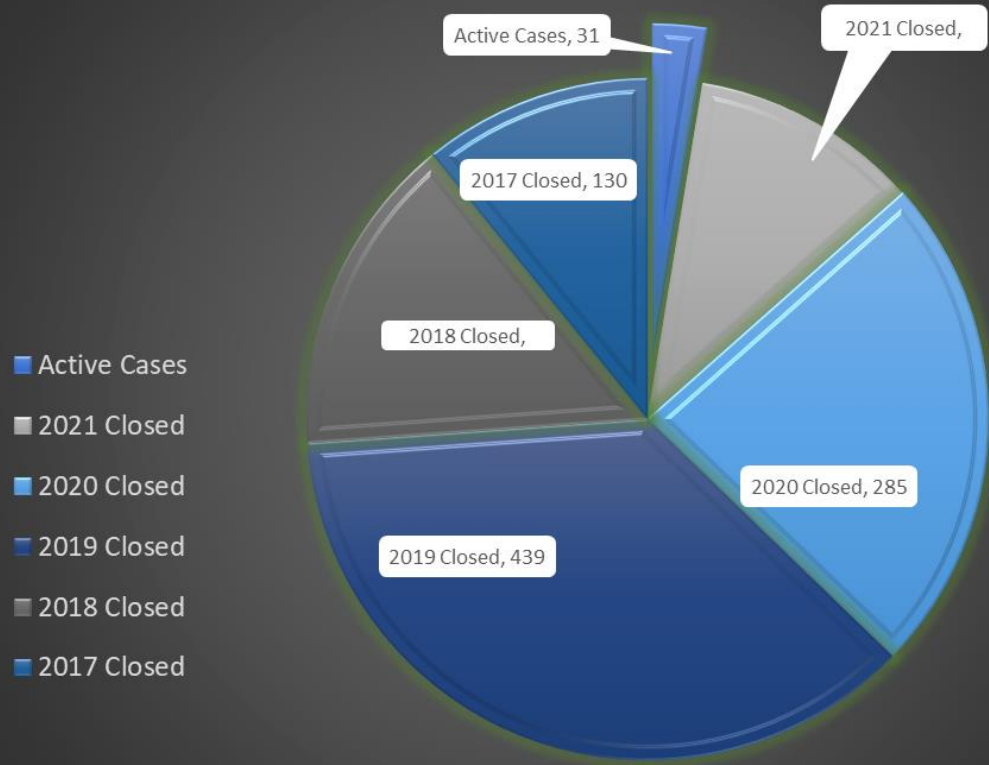


ONIT: Case Leads - By Percentage

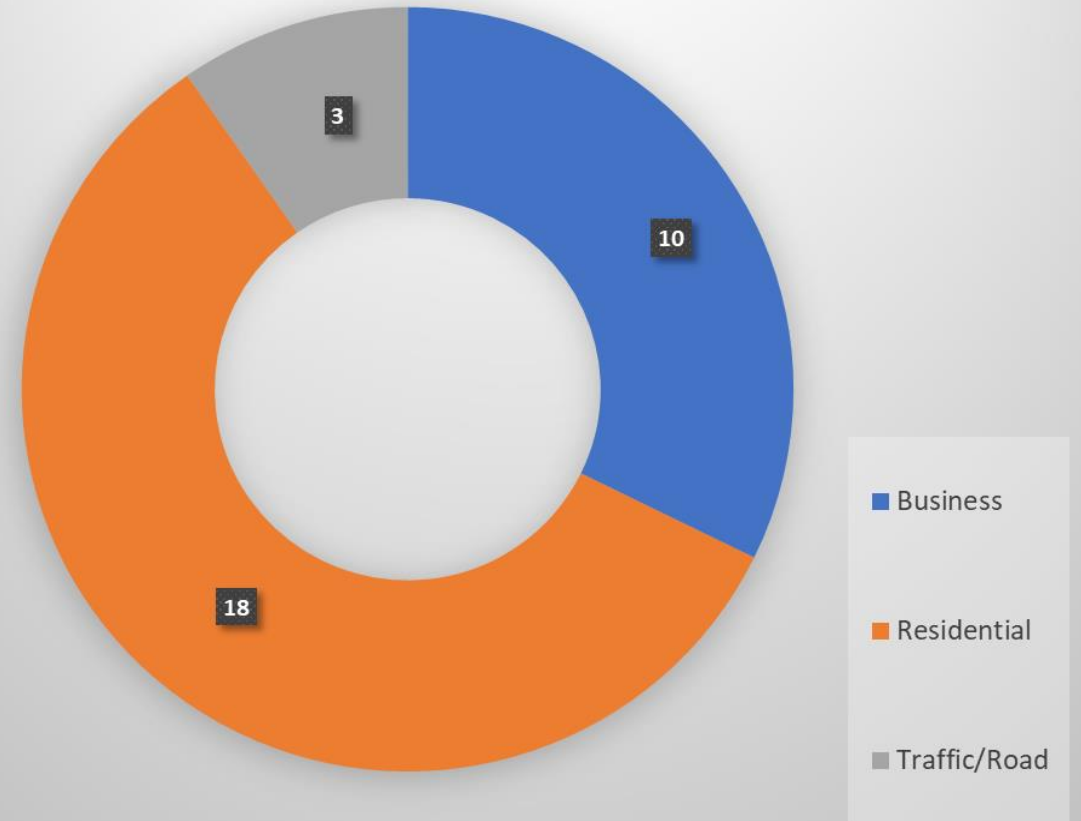


ONIT

ONIT Annual Performance



Case Origin - Macro



LIBRARY

Member Accounts

New Member Accounts				
	Apr-21	May-21	Jun-21	Jul-21
Employee	0	0	0	0
LV Adult	3	11	18	17
LV Youth	1	5	2	1
NR Adult	2	3	21	23
NR Senior	2	4	6	2
NR Youth	1	0	4	3
Totals	9	23	51	46

Renewed Member Accounts				
	Apr-21	May-21	Jun-21	Jul-21
Employee	0	2	1	0
LV Adult	32	23	60	65
LV Youth	0	7	16	19
NR Adult	1	0	5	1
NR Senior	2	3	8	4
NR Youth	0	0	1	0
Totals	35	35	91	89

Members Amount Saved				
	Apr-21	May-21	Jun-21	Jul-21
Totals	\$10,137.67	\$12,640.80	\$24,397.96	\$26,566.90

Materials

Materials Added				
	Apr-21	May-21	Jun-21	Jul-21
Adult	16	93	30	22
YA (Young Adult)	7	61	26	9
Juvenile	25	65	28	7
Easy	24	94	16	4
Spanish	3	32	5	5
Audio	8	12	3	0
DVD	13	2	32	28
Totals	96	359	140	75

Material Value Added				
	Apr-21	May-21	Jun-21	Jul-21
Adult	\$345.80	\$2,463.10	\$707.67	\$421.79
YA (Young Adult)	\$155.92	\$1,030.38	\$299.37	\$135.92
Juvenile	\$445.67	\$1,121.08	\$503.57	\$113.85
Easy	\$423.76	\$1,429.87	\$276.83	\$55.48
Spanish	\$53.85	\$522.96	\$80.83	\$91.85
Audio	\$293.95	\$421.88	\$155.99	\$0.00
DVD	\$322.69	\$66.15	\$647.68	\$471.38
Totals	\$2,041.64	\$7,055.42	\$2,671.94	\$1,290.27

LIBRARY



CIRCULATION

Circulation by Material Type				
	Apr-21	May-21	Jun-21	Jul-21
Adult	327	398	530	529
YA (Young Adult)	23	45	100	107
Juvenile	84	170	507	576
Easy	287	222	813	1112
Spanish	0	10	28	18
Audio	12	22	32	44
DVD	76	89	182	265
Hotspot	14	12	17	15
On the Fly	37	10	12	6
Totals	860	978	2221	2672

Circulation by Member Type				
	Apr-21	May-21	Jun-21	Jul-21
Employee	156	80	47	57
LV Adult	487	520	1088	1251
LV Youth	7	2847	178	135
NR Adult	22	67	325	448
NR Senior	90	139	147	159
NR Youth	27	37	90	136
TexShare	2	0	4	15
Senior Center	6	0	7	5
Unknown	63	85	323	464
Totals	860	3775	2209	2670