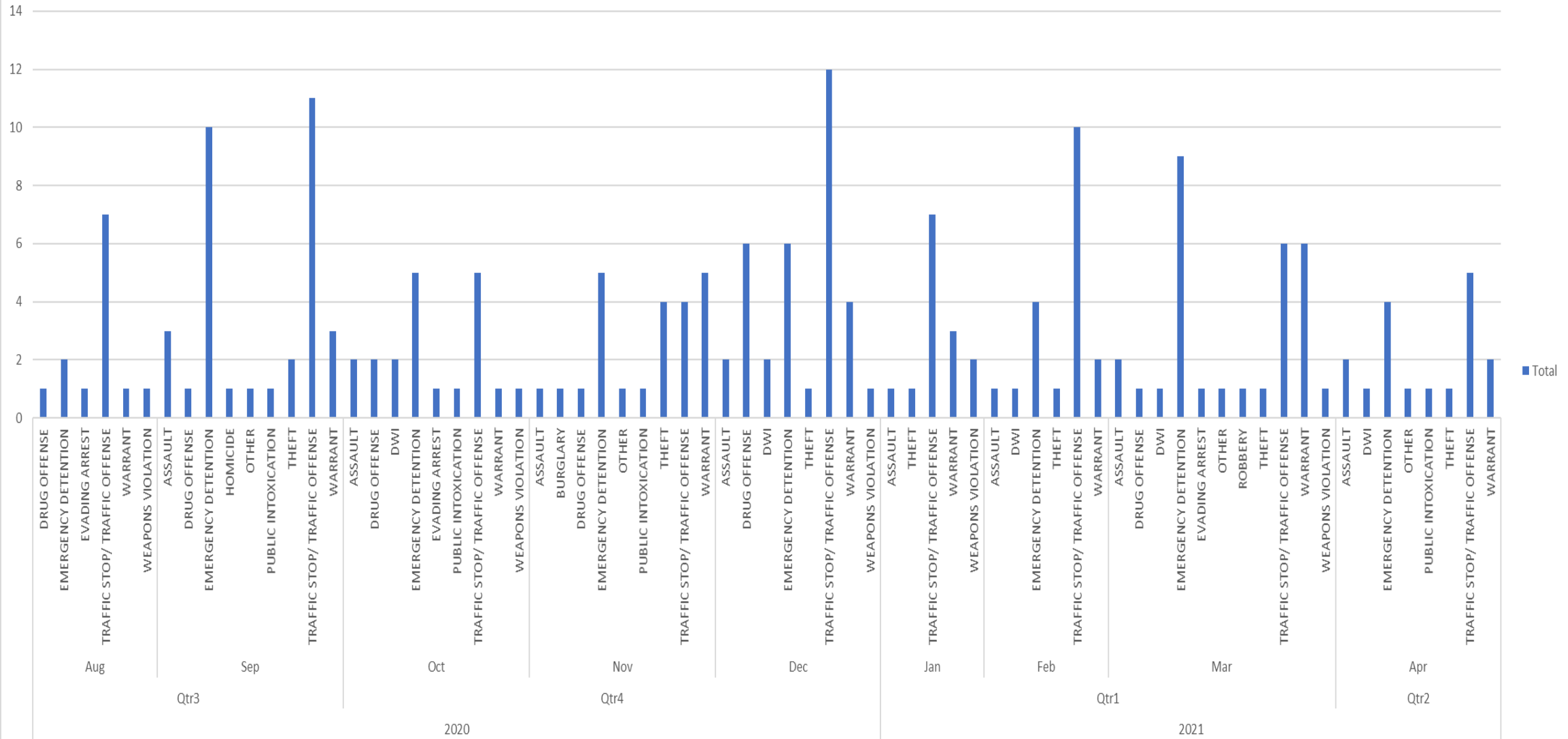


CITY DATA

AS OF JULY 20, 2021

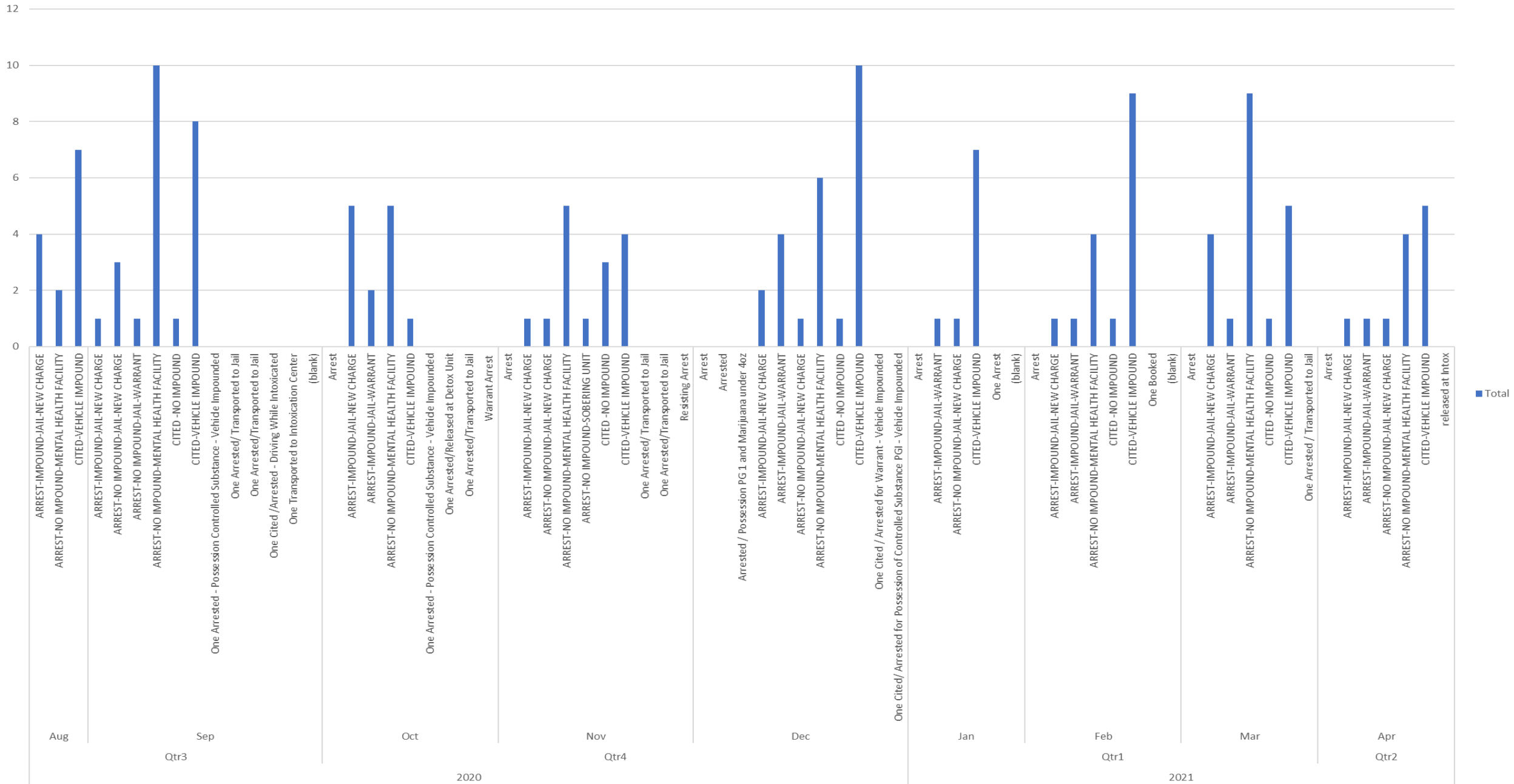


ARREST BY TYPE

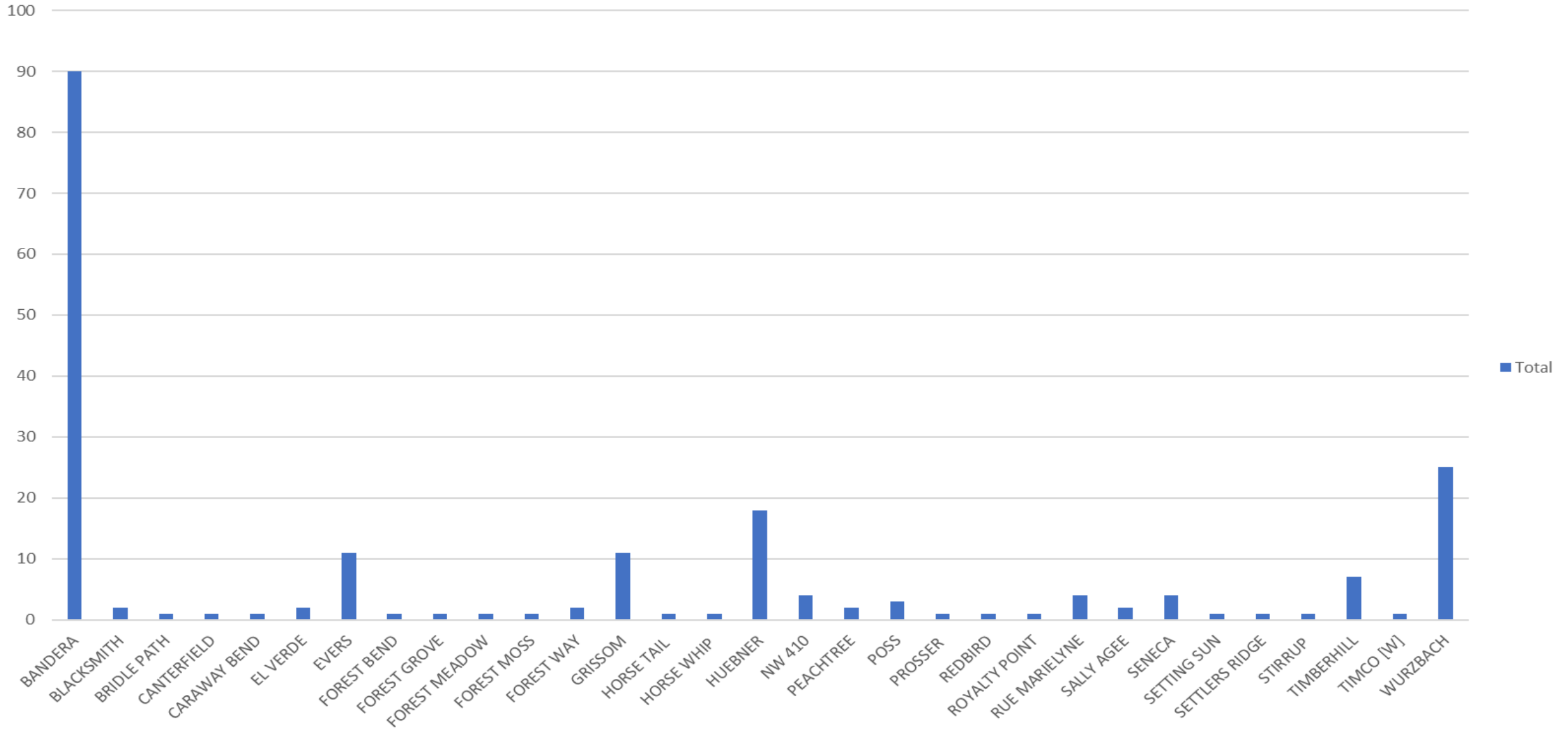


Total

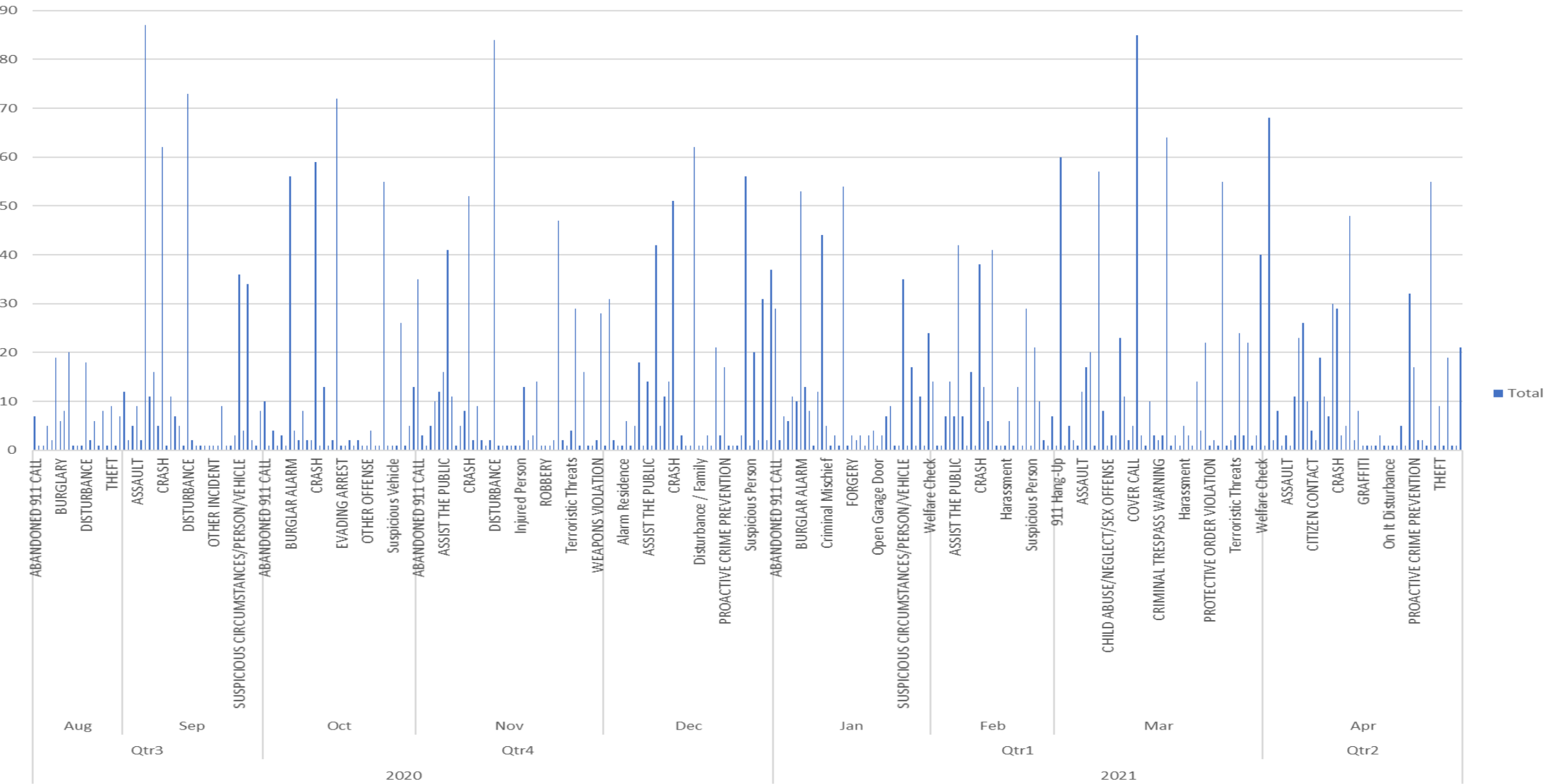
ARREST BY DISPOSITION



ARRESTS BY STREET



CALLS BY TYPE



POLICE



DATE	9/11/2020	10/2/2020	10/16/2020	10/30/2020	11/13/2020	11/25/2020	12/12/2020	1/8/2021	1/29/2021	2/11/2021	3/5/2021	3/19/2021	4/6/2021	4/12/2021	4/18/2021	4/25/2021	5/9/2021	5/23/2021	6/6/2021	6/20/2021	7/4/2021	7/17/2021
TRAFFIC UNIT																						
Moving Violations	9	175		61	54	64	48	26	38	25	31	27	24	8	10	5	36	0	42	31	14	
Non-Moving Violations	19	1		0	0	0	0	0	0	0	0	0	2	0	1	0	0	0	13	20	0	
Warning	11	52		1	25	41	51	11	19	19	14	12	5	3	0	1	7	0	10	21	0	
VCO	14	0		0	0	0	0	0	0	0	0	0	0	0	0	0	1	0	0	0	0	
																			3			
PATROL UNIT																						
Moving Violations	20	15													17	16	47	51	15	42	55	
Non-Moving Violations	16	9													0	6	12	6	9	16	25	
Warning	1	5													25	39	61	46	5	30	43	
VCO	1	1													0	0	0	2	1	0	0	
IMPOUND LOT																						
Vehicles Impounded			12	11	7	16	13	25	12	9	10	10	13	14	13	18	33	25	35	26	41	
REASON																						
Traffic			4	5	6	11	6	17	9	6	9	7	8	8	9	6	17	10	17	9	12	
Arrest			6	5	0	2	5	5	1	3	0	1	4	2	1	2	2	2	2	3	2	
VCO			0	0	0	2	1	0	1	0	0	1	0	0	1	1	2	0	0	1	0	
Other			2	1	1	1	1	3	1	0	1	1	0	4	0	1	1	3	4	3	8	
Towed for Evidence												0	0	0	0	1	1	0	0	1	0	
Banis															2	7	10	10	12	9	18	

CRIMINAL INVESTIGATION

	6/20/2021	7/14/2021
CASE FILING	HRS	HRS
OFFENSES	HRS	HRS
ASSAULT	67.50	67.50
BURGLARY	25.00	25.00
CHILD ABUSE/NEGLECT/SEX OFFENSE	1.00	1.00
CITY ORDINANCE VIOLATION	0.00	0.00
CREDIT CARD ABUSE	0.00	0.00
CRIMINAL MISCHIEF	0.00	0.00
CRIMINAL TRESPASS	0.00	0.00
DRUG OFFENSE	9.50	9.50
DWI	0.00	0.00
EMERGENCY DETENTION	0.00	0.00
EVADING ARREST	0.00	0.00
FORGERY	0.00	0.00
FRAUD	0.00	0.00
GRAFFITI	0.00	0.00
HARASSMENT	4.00	4.00
HOMICIDE/ MURDER/MANSLAUGHTER	37.00	37.00
ID THEFT	0.00	0.00
OTHER OFFENSE	19.00	19.00
PROTECTIVE ORDER VIOLATION	0.00	0.00
PUBLIC INTOXICATION	0.00	0.00
RESISTING ARREST	0.00	0.00
ROBBERY	0.00	0.00
SEX OFFENDER VIOLATION	0.00	0.00
SEXUAL ASSAULT	10.00	10.00
TERRORISTIC THREATS	0.00	0.00
THEFT	25.00	25.00
TRAFFIC STOP/ TRAFFIC OFFENSE	8.00	8.00
WARRANT	0.00	0.00
WEAPONS VIOLATION	0.00	0.00

CRIMINAL INVESTIGATION

	6/20/2021	7/14/2021
ACTIVITY TYPE	HRS	HRS
SEX OFFENDER REGISTRATION	3.50	3.50
VIDEO UPLOADS	5.00	5.00
ASSIST OUTSIDE AGENCY	46.50	46.50
WALK-IN/WINDOW ASSISTANCE	61.75	61.75
BACKGROUND INVESTIGATIONS	0.00	0.00
PROPERTY ROOM ACTIVITY		
ACTIVITY TYPE	HRS	HRS
AUDIT	0.00	12.00
CRIME SCENE	14.00	32.00
DESTRUCTION PREPARATION	10.00	0.00
EVIDENCE PROCESSING	20.00	3.00
EVIDENCE TO LAB	5.00	9.00
MAINTENANCE/CLEANING	0.00	1.00
PROPERTY RELEASE	7.00	4.00
RETURNED NOTIFICATIONS	4.00	5.00
PREPARE NOTIFICATIONS	5.00	0.00
PROPERTY PACKAGING	10.00	0.00
OTHER ACTIVITY	5.00	0.00
	0.00	0.00
	0.00	0.00

CODE ENFORCEMENT



	9/11/2020	10/2/2020	10/16/2020	10/30/2020	11/13/2020	11/25/2020	12/12/2020	1/8/2021	1/29/2021	2/11/2021	3/5/2021	3/19/2021	4/6/2021	4/11/2021	4/18/2021	4/25/2021	5/9/2021	5/23/2021	6/6/2021	6/20/2021	7/4/2021
Vehicles Violations Tagged	9	10	9	22	3	7	6	4	4	5	6	6	10	6	2	2	5	4	12	4	16
Bandit Signs	19	27	23	32	47	47	24	29	45	3	1	25	31	34	8	7	49	15	21	25	46
Graffiti	11	21	9	15	13	10	13	6	13	13	8	6	11	13	4	3	11	8	3	6	9
Building Violations	14	0	7	8	11	11	5	5	9	6	6	12	11	12	3	0	1	3	4	0	4
Grass/Weed /Tree Violations	29	48	45	21	48	35	16	13	29	5	15	22	11	30	12	6	23	21	11	19	30
Pool Violations	0	3	3	1	2	1	2	0	0			1	0	3	2	0	1	1	2	1	3
Trash Complaints	7	13	7	9	11	5	5	5	10	2	8	23	16	14	6	4	8	1	0	5	5
Noise Violations	2	1	0	0	4	4	8	5	4	1	4	9	14	14	4	1	0	2	6	0	6
Fence Violations	0	0	3	1	1	3	3	1	4	1	1	4	2	4	5	7	0	2	9	2	11
Misc. Code Violations	0	0	0	0	0	9	11	6	13	12	19	18	11	16	9	16	34	21	14	20	34
VCO Citations Issued	0	3	3	1	2	0	3	4	0	0	0	0	0	0	0	5	10	1	0	0	0
VCO Letters Sent Total	18	19	0	11	13	19	13	8	14	6	186	12	11	15	4	3	15	4	0	3	3
VCO Door Tags	27	61	0	34	26	21	16	9	40	8	9	14	17	47	11	2	31	40	6	19	25
TOTALS	136	206	109	155	181	172	125	95	185	62	263	152	145	208	70	56	188	123	88	104	192

ANIMAL CONTROL



	9/11/2020	10/2/2020	10/16/2020	10/30/2020	11/13/2020	11/25/2020	12/12/2020	1/8/2021	1/29/2021	2/11/2021	3/5/2021	3/19/2021	4/6/2021	4/11/2021	4/18/2021	4/25/2021	5/9/2021	5/23/2021	6/6/2021	6/20/2021	7/4/2021
At Large Dog Calls	0	5	6	2	5		3	4	10		11	10	9	10	5	4	7	7	5	19	24
At Large Dogs Impounded				1							1		1	1	0	0	0	2	0	4	4
Dogs Returned to Owner	7			1										1	0	0	5	2	0	2	2
Dead Animals Picked Up:	3	9	4	6	7		16	14	11		8	8	17		0	0	0	0	0	0	0
Dogs		2	1						1				2	3	0	1	0	0	0	0	0
Cats		1			1		1	1	1		2	2	2		0	0	1	0	1	1	2
Racoons			1				1	1			2		3		0	0	1	1	0	1	1
Deer	1	4	2	5	5		9	11	8		2	3	3	3	0	1	3	1	0	1	1
Skunks	2	2		1	1		2	1	1		2	3	5	3	2	0	2	1	0	0	0
Other							3						2		1	0	3	3	3	0	3
Misc. Animal Control Calls	0	6	7	7	11		13	11	10		26	21	25	10	6	6	9	4	10	24	34
TNR Cats Trapped		1			3		1						5	1	1	0	0	0	0	0	0
TNR Cats Released					3							5	5	1	1	0	0	0	0	0	0
Wild Animal Calls (Alive)	11	13	13	12	12		10				15	17	12	10	2	0	6	3	2	4	6
Reported Dog Attacks/Bites			1												0	1	0	0	0	0	0
Actual Dog Attack/Bites	2	1		1	1		1	1	6		2	2	2	2	0	0	0	0	0	0	0
Rabies/Registration Violations	1	3	3	2	4						2				2	0	0	1	0	0	0
Animal Control Citations Issued	3	0	0	1					3		0	2	0	0	0	0	0	0	0	0	0
Animal Control VCO Letters Sent	5	10	2	7	12		4		16		5	10	9	10	4	0	2	0	0	0	0
Animal Control Door Tags	3	14	10	11	6		8		14		4	10	16	12	4	0	0	23	0	0	0
<u>TOTAL</u>	38	71	50	57	71	0	72	44	81	0	82	93	118	67	28	13	39	48	21	56	77

FIRE



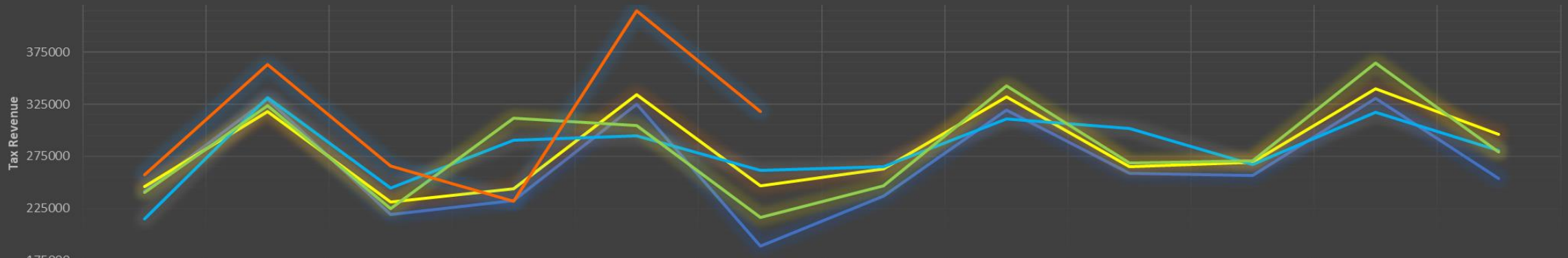
	9/11/2020	10/2/2020	10/16/2020	10/30/2020	11/13/2020	11/25/2020	12/12/2020	1/8/2021	1/29/2021	2/11/2021	3/5/2021	3/19/2021	4/6/2021	4/14/2021	4/28/2021	5/12/2021	5/26/2021	6/9/2021	6/30/2021	Total /Avg	
Overall Responses																					
Total Fire Dept Call for Service	79	216	86	78	96	79	100	134	159	77	140	100	83	82	94	129	88	119	148		2087
Average Response Time	4:52	4:19	4:57	5:12	5:01	4:39	5:09	5:11	5:02	4:33	5:25	5:19	5:37	5:25	5:19	5:20	4:56	5:19	5:09		5:05
Fire Services																					
Fire and Non EMS Calls For Service to the Community	18	41	26	26	26	24	31	40	40	16	83	30	30	23	28	26	30	33	35		606
FERP (Flood Emergency Response Plan) Activation	2	0	0	0	0	0	0	0	0	0	0	0	0	0	0	2	4	4	1		13
EMS																					
Emergency Medical Service Call for Service to the Commu	61	175	60	52	70	55	69	94	119	61	57	70	53	59	66	103	58	86	113		1481
COVID EMS Calls for Service	3	9	4	6	5	3	8	14	20	18	12	9	9	6	5	4	4	3	4		146
Motor Vehicle Accident Calls for Service	6	12	5	5	1	5	7	12	8	2	4	3	3	9	4	7	4	5	13		115
Fire Marshal Services																					
Local Business Fire Inspections	20	46	24	18	21	16	24	18	24	21	14	28	32	20	15	25	16	20	78		480
Plan Review	10	19	14	13	10	21	19	14	18	5	7	11	9	4	5	8	14	15	20		236
Enforcement Citations	1	3	3	1	0	0	0	0	0	0	0	0	1	0	1	0	0	0	0		10
Mutual Aid																					
Mutual Aid Requested by the Fire Department	0	4	0	1	3	1	2	0	3	2	0	0	1	0	1	1	4	1	4		28
Mutual Aid Requested from the Fire Department	5	5	3	3	6	4	6	10	3	1	9	3	1	4	3	6	2	5	6		85

ECONOMIC DEVELOPMENT

Vacancy Rate



5-year sales tax history - Leon Valley

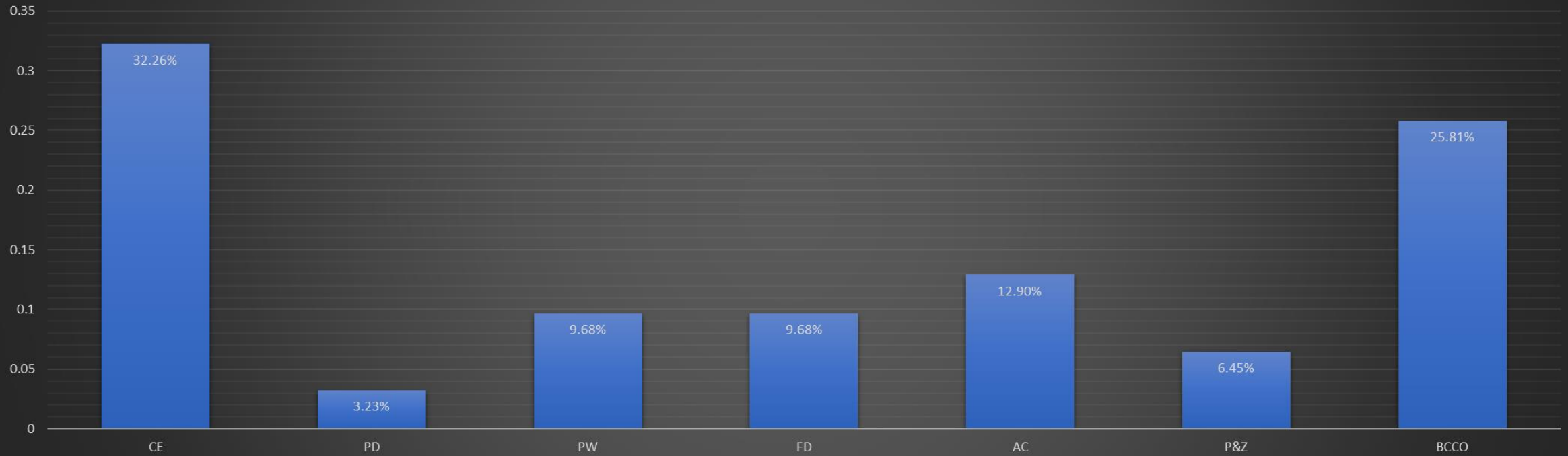


	January	February	March	April	May	June	July	August	September	October	November	December
2017	241970.36	330183.42	219413.95	232411.32	324837.94	188907.06	237082.91	319591.46	258873.58	256708.9	330377	253539.46
2018	246302.77	318304.72	231035.5	243781.75	333927.19	246548.71	263183.86	331767.88	264817	269182.81	339544.33	296039.19
2019	214799.66	331662.89	244655.16	290737.1	294547.4	261650.29	265026.28	311227.82	301962.08	267005.4	317139.01	280913.4
2020	240578.33	323642.59	225091.95	311335.84	304385.25	216147.58	246914.11	342355.11	268634.32	270369.96	364693.66	278923.04
2021	257417.26	363396.67	266103.75	231728.04	414387.77	317990.81						

ONIT

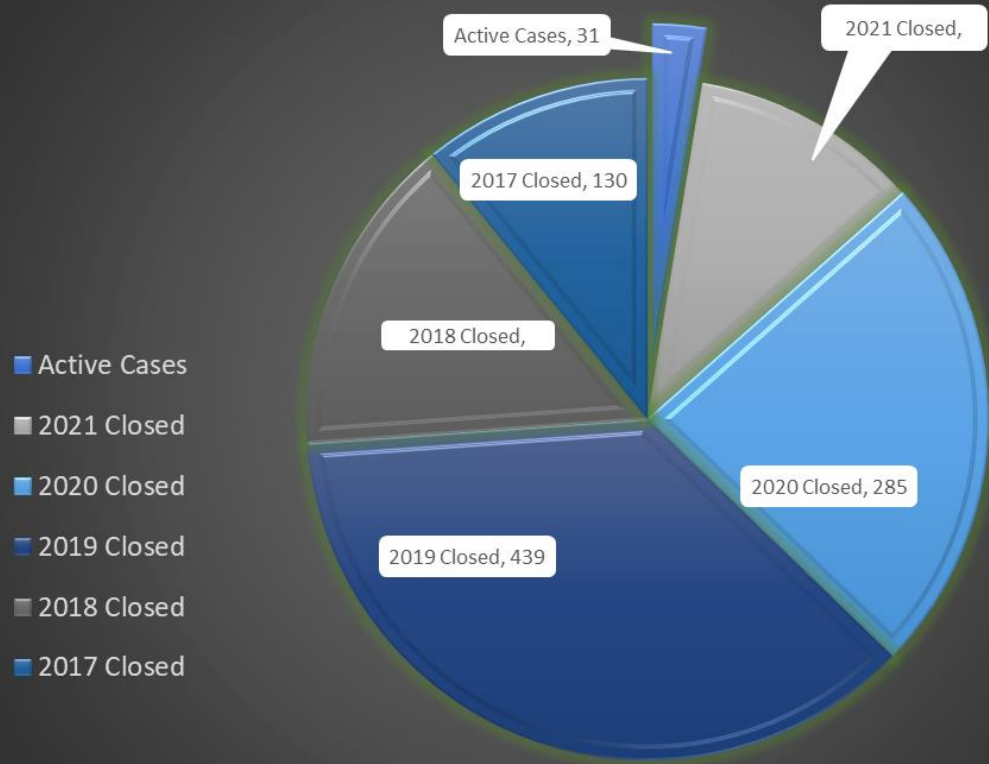


ONIT: Case Leads - By Percentage

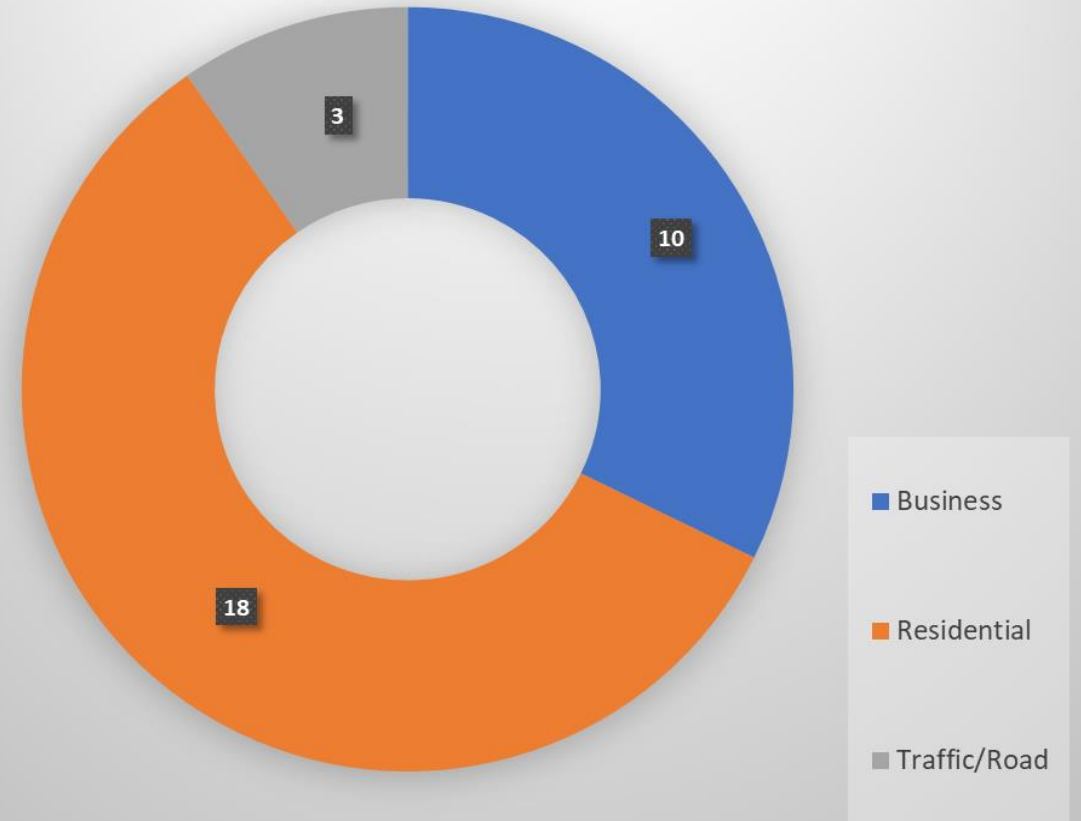


ONIT

ONIT Annual Performance



Case Origin - Macro



LIBRARY

Member Accounts

Materials

New Member Accounts					
	Apr-21	May-21	Jun-21	Jun-20	Jun-19
Employee	0	0	0	0	0
LV Adult	3	11	18	2	41
LV Youth	1	5	2	0	11
NR Adult	2	3	21	0	16
NR Senior	2	4	6	0	3
NR Youth	1	0	4	0	2
Totals	9	23	51	2	73

Materials Added					
	Apr-21	May-21	Jun-21	Jun-20	Jun-19
Adult	16	93	30	54	77
YA (Young Adult)	7	61	26	5	2
Juvenile	25	65	28	1	7
Easy	24	94	16	3	4
Spanish	3	32	5	0	0
Audio	8	12	3	0	3
DVD	13	2	32	1	27
Totals	96	359	140	64	120

Renewed Member Accounts					
	Apr-21	May-21	Jun-21	Jun-20	Jun-19
Employee	0	2	1	0	2
LV Adult	32	23	60	21	72
LV Youth	0	7	16	6	28
NR Adult	1	0	5	0	7
NR Senior	2	3	8	0	9
NR Youth	0	0	1	0	4
Totals	35	35	91	27	122

Material Value Added						
	Apr-21	May-21	Jun-21	Jun-20	Jun-19	
Adult	\$345.80	\$2,463.10	\$707.67	\$1,432.00	\$1,959.38	
YA (Young Adult)	\$155.92	\$1,030.38	\$299.37	\$92.95	\$26.98	
Juvenile	\$445.67	\$1,121.08	\$503.57	\$98.90	\$116.89	
Easy	\$423.76	\$1,429.87	\$276.83	\$166.99	\$72.96	
Spanish	\$53.85	\$522.96	\$80.83	\$0.00	\$0.00	
Audio	\$293.95	\$421.88	\$155.99	\$0.00	\$159.89	
DVD	\$322.69	\$66.15	\$647.68	\$17.99	\$554.96	
Totals	\$2,041.64	\$7,055.42	\$2,671.94	\$0.00	\$1,808.83	\$2,891.06

Members Amount Saved					
	Apr-21	May-21	Jun-21	Jun-20	Jun-19
Totals	\$10,137.67	\$12,640.80	\$24,397.96	\$3,641.41	\$37,952.46

LIBRARY

CIRCULATION

Circulation by Material Type						
	Apr-21	May-21	Jun-21		Jun-20	Jun-19
Adult	327	398	530		175	502
YA (Young Adult)	23	45	100		33	483
Juvenile	84	170	507		211	752
Easy	287	222	813		225	1216
Spanish	0	10	28		7	40
Audio	12	22	32		10	63
DVD	76	89	182		72	719
Hotspot	14	12	17		0	0
On the Fly	37	10	12		93	336
Totals	860	978	2221	0	826	4111

Circulation by Member Type						
	Apr-21	May-21	Jun-21		Jun-20	Jun-19
Employee	156	80	47		55	131
LV Adult	487	520	1088		410	2047
LV Youth	7	2847	178		106	324
NR Adult	22	67	325		117	494
NR Senior	90	139	147		29	62
NR Youth	27	37	90		3	239
TexShare	2	0	4		1	33
Senior Center	6	0	7		1	3
Unknown	63	85	323		98	442
Totals	860	3775	2209	0	820	3775