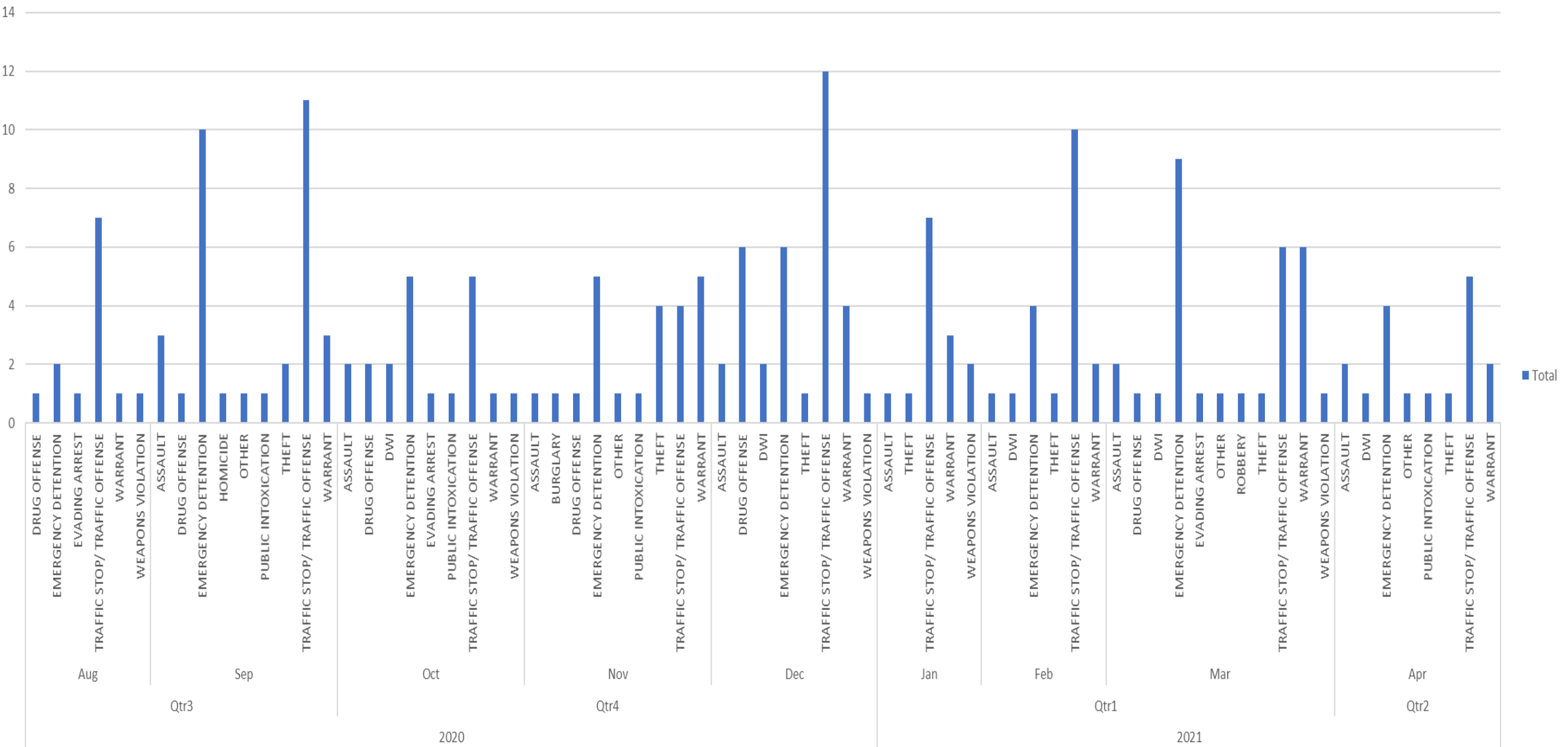


CITY DATA

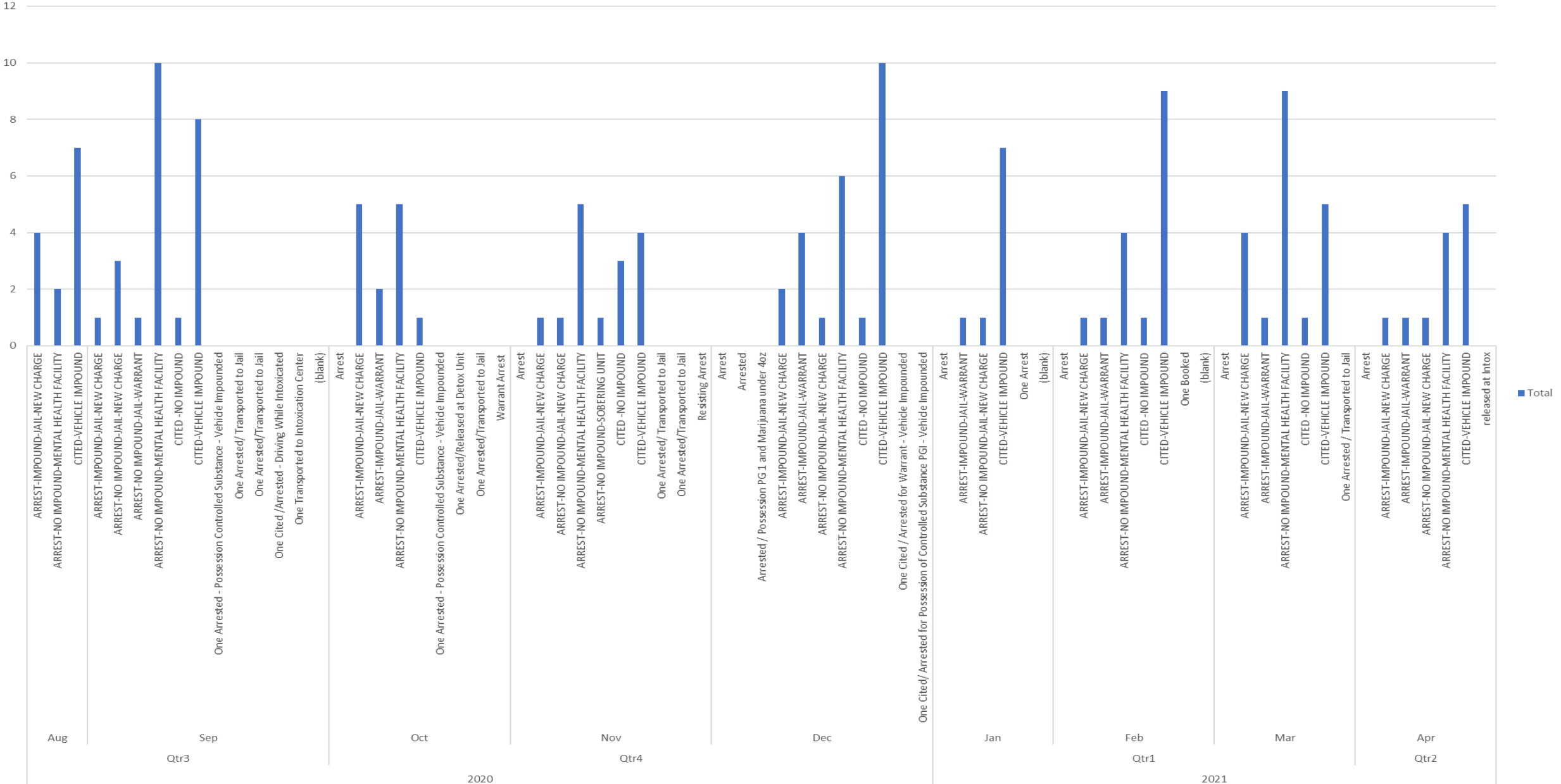
AS OF OCTOBER 28, 2021



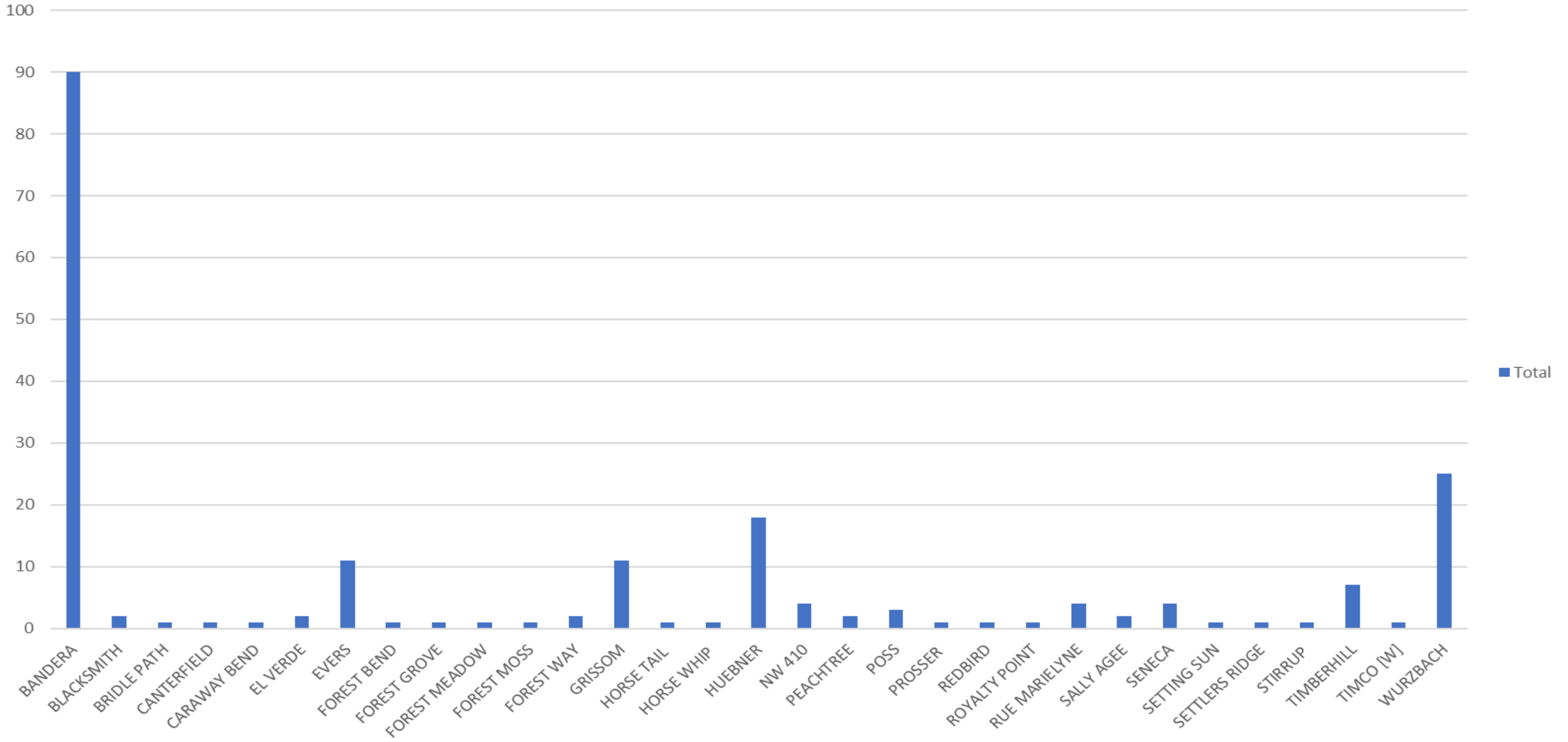
Arrest By Type



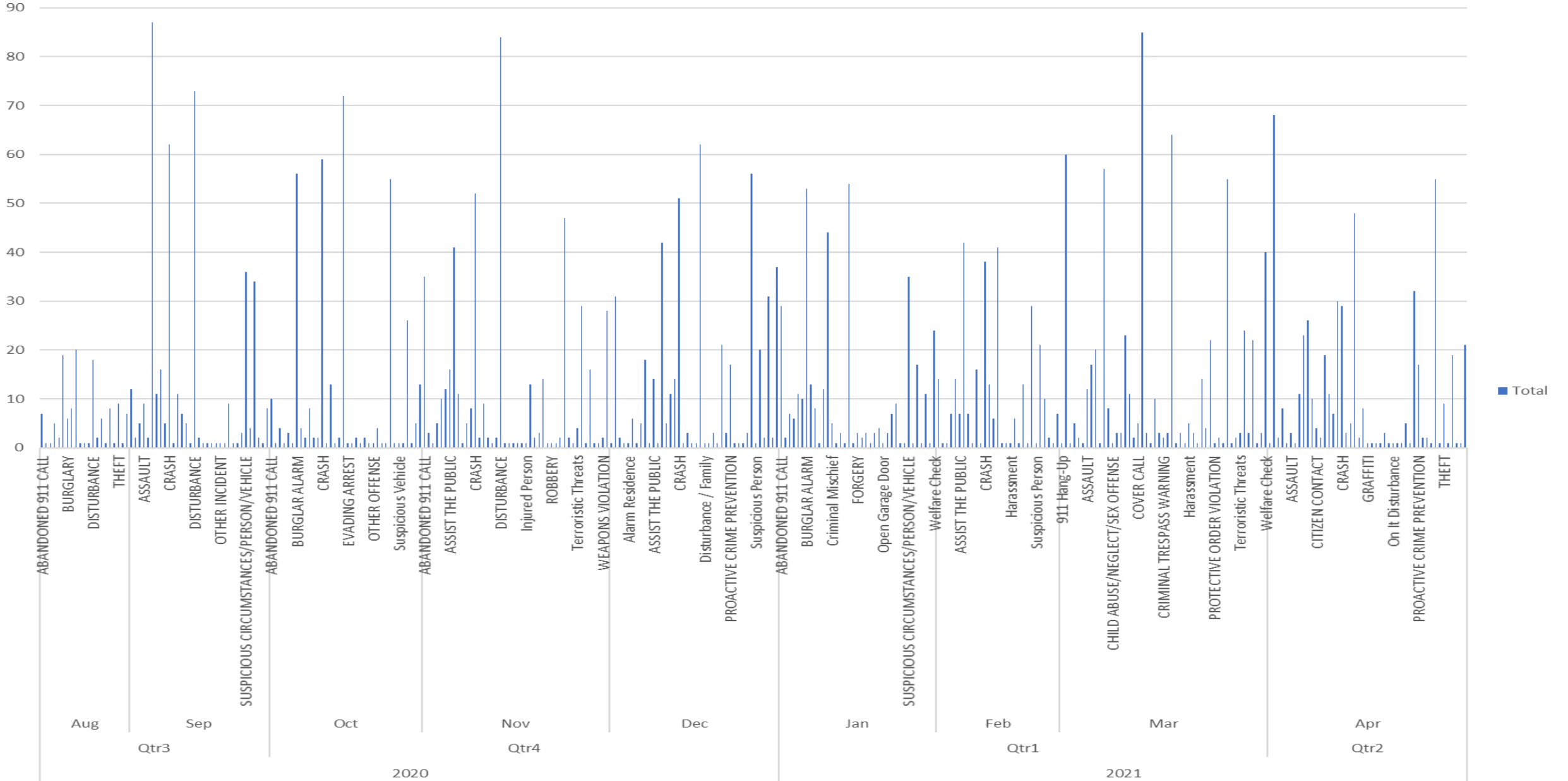
Arrest by Disposition



Arrest By Street



Calls By Type



POLICE

DATE	10/10/2021	10/24/2021	
TRAFFIC UNIT			
Moving Violations	0	0	
Non-Moving Violations	0	0	
Warning	0	0	
VCO	0	0	
PATROL UNIT			
Moving Violations	10	97	
Non-Moving Violations	0	113	
Warning	9	97	
VCO	0	10	
IMPOUND LOT			
Vehicles Impounded	21	20	
REASON			
Traffic	6	3	
Arrest	2	6	
VCO	0	0	
Other	1	1	
Towed for Evidence	0	0	
Banis	12	10	

CRIMINAL INVESTIGATION

	10/10/2021	10/24/2021	
CASE FILING			
OFFENSES	HRS	HRS	HR
ASSAULT	8.00	31.00	
BURGLARY	0.00	1.00	
CHILD ABUSE/NEGLECT/SEX OFFENSE	17.00	3.00	
CITY ORDINANCE VIOLATION	7.00	0.00	
CREDIT CARD ABUSE	0.00	0.00	
CRIMINAL MISCHIEF	0.00	0.00	
CRIMINAL TRESPASS	0.00	0.00	
DRUG OFFENSE	0.00	5.00	
DWI	0.00	0.00	
EMERGENCY DETENTION	0.00	0.00	
EVADING ARREST	0.00	0.00	
FORGERY	0.00	1.00	
FRAUD	0.00	0.00	
GRAFFITI	0.00	0.00	
HARASSMENT	0.00	0.00	
HOMICIDE/ MURDER/MANSLAUGHTER	78.00	57.00	
ID THEFT	0.00	0.00	
OTHER OFFENSE	7.00	4.50	
PROTECTIVE ORDER VIOLATION	0.00	0.00	
PUBLIC INTOXICATION	0.00	0.00	
RESISTING ARREST	0.00	0.00	
ROBBERY	8.00	7.00	
SEX OFFENDER VIOLATION	0.00	0.00	
SEXUAL ASSAULT	0.00	0.00	
TERRORISTIC THREATS	0.00	0.00	
THEFT	0.00	11.00	
TRAFFIC STOP/ TRAFFIC OFFENSE	19.00	16.00	
WARRANT	0.00	0.00	
WEAPONS VIOLATION	11.00	0.00	
ADDITIONAL CID ACTIVITY			

CRIMINAL INVESTIGATION

	10/10/2021	10/24/2021	11/7/2021
ACTIVITY TYPE	TOTAL	TOTAL	TOTAL
	HRS	HRS	HRS
SEX OFFENDER REGISTRATION	2.00	3.50	
VIDEO UPLOADS	4.50	1.50	
ASSIST OUTSIDE AGENCY	3.50	7.00	
WALK-IN/WINDOW ASSISTANCE	49.50	44.00	
BACKGROUND INVESTIGATIONS	0.00	3.00	
IMPOUND ACTIVITY	91.00	65.00	
TRAINING	0.00	0.00	
OTHER ACTIVITY	3.00	0.00	
PROPERTY ROOM ACTIVITY			
ACTIVITY TYPE	TOTAL	TOTAL	TOTAL
	HRS	HRS	HRS
AUDIT	12.00	0.00	
CRIME SCENE	0.00	0.00	
DESTRUCTION PREPARATION	0.00	0.00	
EVIDENCE PROCESSING/ HANDLING	13.00	12.00	
EVIDENCE TO LAB	9.00	4.00	
MAINTENANCE/CLEANING	0.00	0.00	
PROPERTY RELEASE	0.00	2.00	
RETURNED NOTIFICATIONS	0.00	2.00	
PREPARE NOTIFICATIONS	7.00	2.00	
PROPERTY PACKAGING	11.00	0.00	
TRAINING	0.00	0.00	
OTHER ACTIVITY	3.00	10.00	
TOTAL	55.00	32.00	0.00

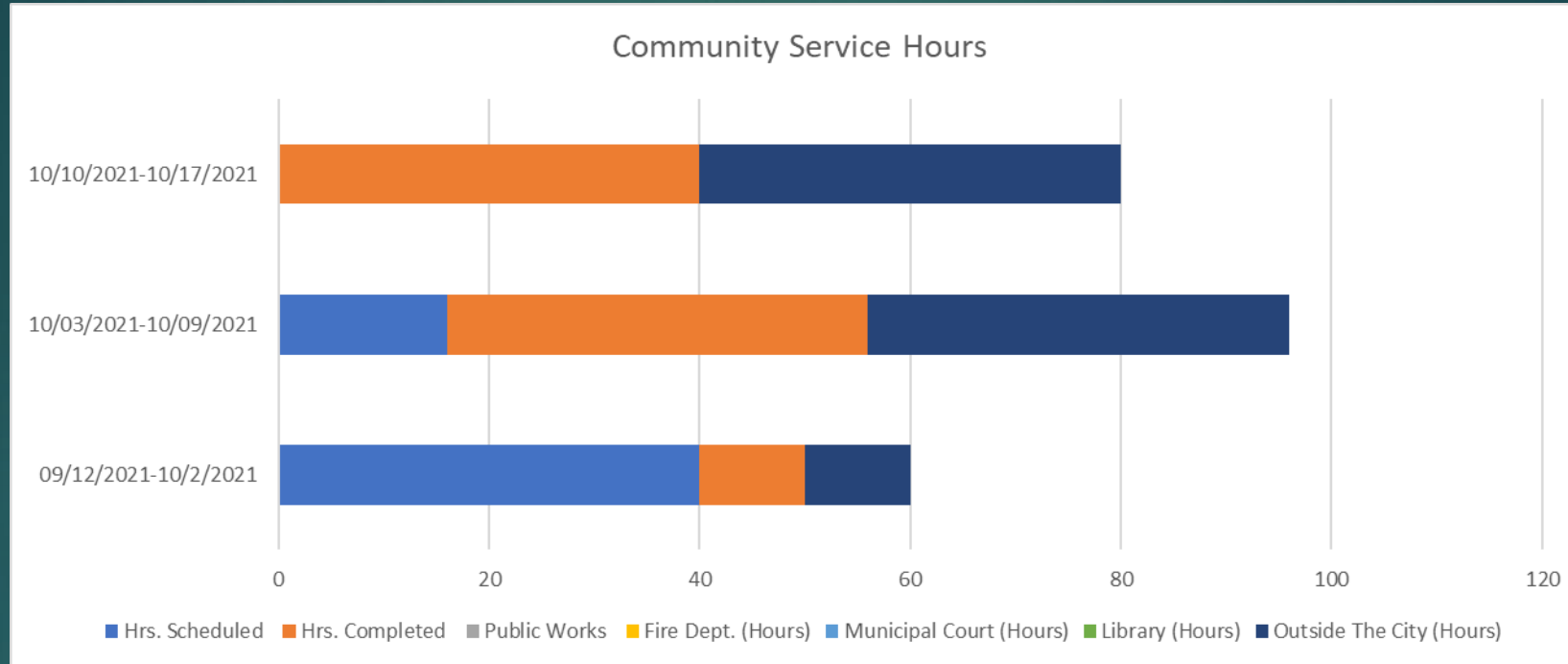
CODE ENFORCEMENT

	10/10/2021	10/24/2021
Vehicles Violations Tagged	5	3
Bandit Signs	20	9
Graffiti	5	6
Building Violations	7	1
Grass/Weed /Tree Violations	41	20
Pool Violations	0	2
Trash Complaints	12	8
Noise Violations	0	0
Fence Violations	8	0
Misc. Code Violations	111	75
VCO Citations Issued	1	0
VCO Letters Sent Total	13	12
VCO Door Tags	10	0
Reinspections	37	19
Phone Calls	3	0
TOTALS	273	0

ANIMAL CONTROL

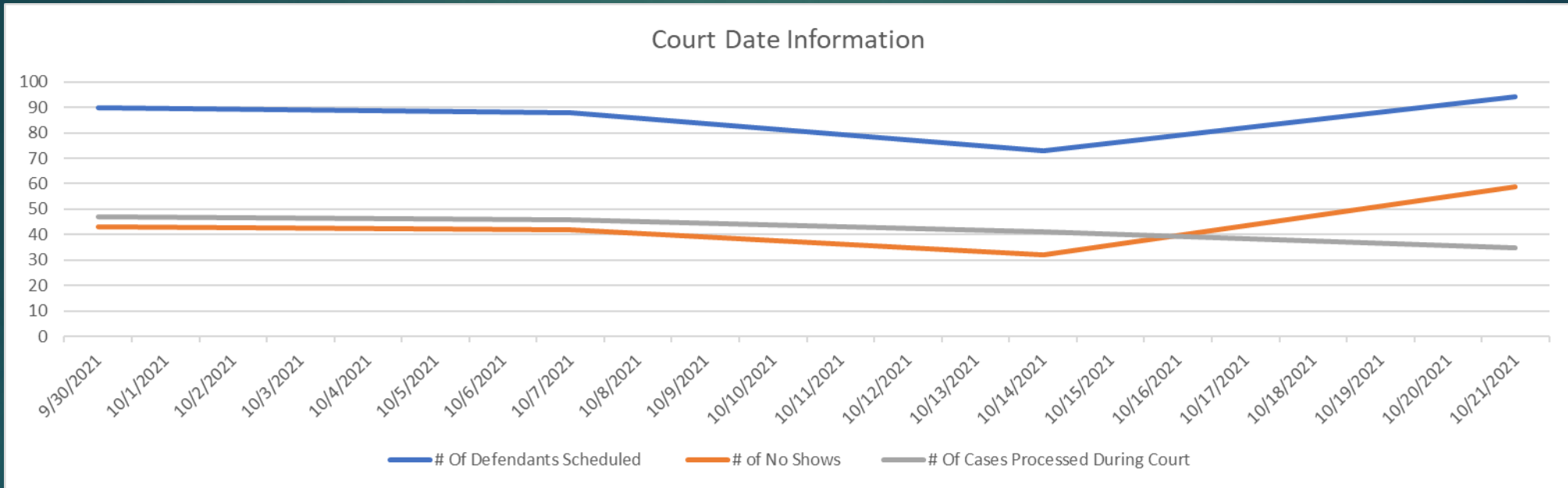
	10/10/2021	10/24/2021
Animal Control		
At Large Dog Calls	15	13
At Large Dogs Impounded	4	1
Dogs Returned to Owner	2	0
Dead Animals Picked Up:	1	0
Dogs	1	3
Cats	2	4
Racoons	0	0
Deer	2	1
Skunks	0	0
Other	9	3
Misc. Animal Control Calls	25	29
TNR Cats Trapped	0	2
TNR Cats Released	0	1
Wild Animal Calls (Alive)	5	7
Reported Dog Attacks/Bites	1	0
Actual Dog Attack/Bites	1	0
Rabies/Registration Violations	0	0
Animal Control Citations	0	0
Animal Control VCO Letters	0	0
Animal Control Door Tags	1	0
<u>TOTAL</u>	0	0

COURT



Weekly Date for Community Service	Hrs. Scheduled	Hrs. Completed	Public Works	Fire Dept. (Hours)	Municipal Court (Hours)	Library (Hours)	Outside The City (Hours)
09/12/2021-10/2/2021	40	10					10
10/03/2021-10/09/2021	16	40					40
10/10/2021-10/17/2021		40					40

COURT



Court Dates	# Of Defendants Scheduled	# of No Shows	# Of Cases Processed During Court
9/30/2021	90	43	47
10/7/2021	88	42	46
10/14/2021	73	32	41
10/21/2021	94	59	35

COURT

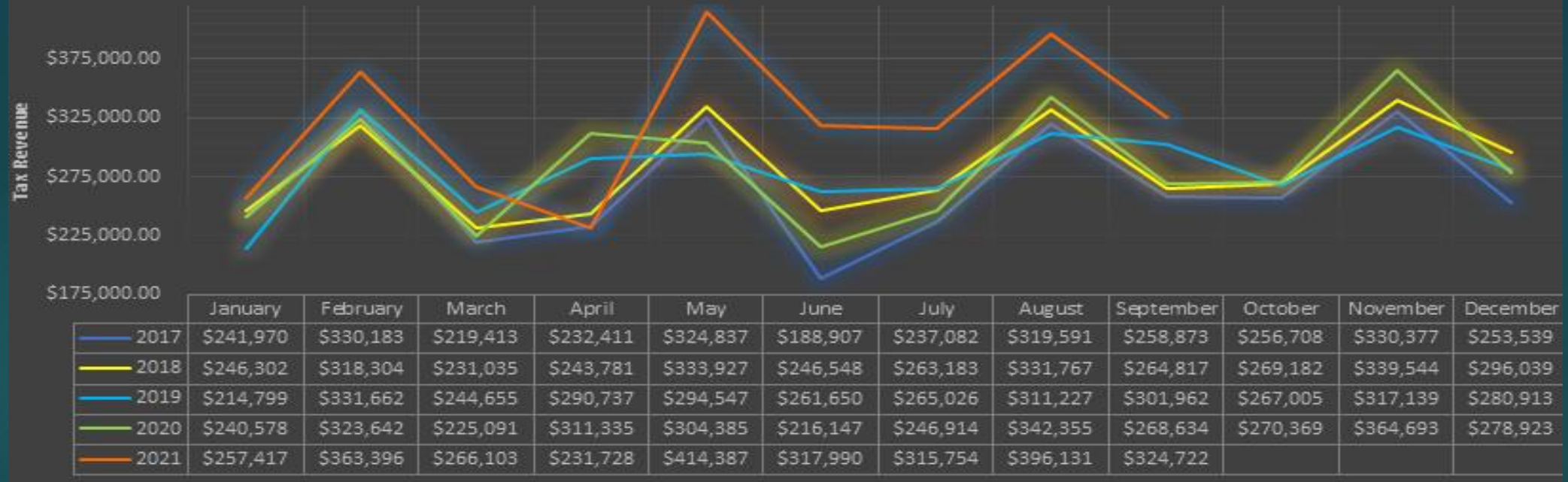
Date	UTILITY PAYMENTS	UTILITY NEW SERVICE	PERMITS COM DEV	COURT	RLC FINES	RLC LATE FEES	IMPOUND LOT FEES	TOWING FEES PAYABLE	MIS	Total
09/29/2021-10/12/2021	1517	16	51	164	79	9	7	7	196	2046
10/13/2021-10/26/2021	423	11	41	200	63	13	9	8	222	990

FIRE

Fire Department			
	10/13/2021	10/27/2021	Total /Avg
Overall Responses			
Total Fire Dept Call for Service	139	103	242
Average Response Time	5:15	5:05	5:10
Fire Services			
Fire and Non EMS Calls For Service to the Community	48	31	79
FERP (Flood Emergency Response Plan) Activation	2	2	4
EMS			
Emergency Medical Service Call for Service to the Commu	91	72	163
COVID EMS Calls for Service	11	6	17
Motor Vehicle Accident Calls for Service	9	9	18
Fire Marshal Services			
Local Business Fire Inspections	38	26	64
Plan Review	12	16	28
Enforcement Citations	0	0	0
Mutual Aid			
Mutual Aid Requested by the Fire Department	5	1	6
Mutual Aid Requested from the Fire Department	7	2	9
MIH Services			
Residential Calls for Service (in home)	2	4	6
EMS Assist Calls	4	3	7
Public Education Contacts	14	28	42
EMS Run Review	21	18	39

ECONOMIC DEVELOPMENT

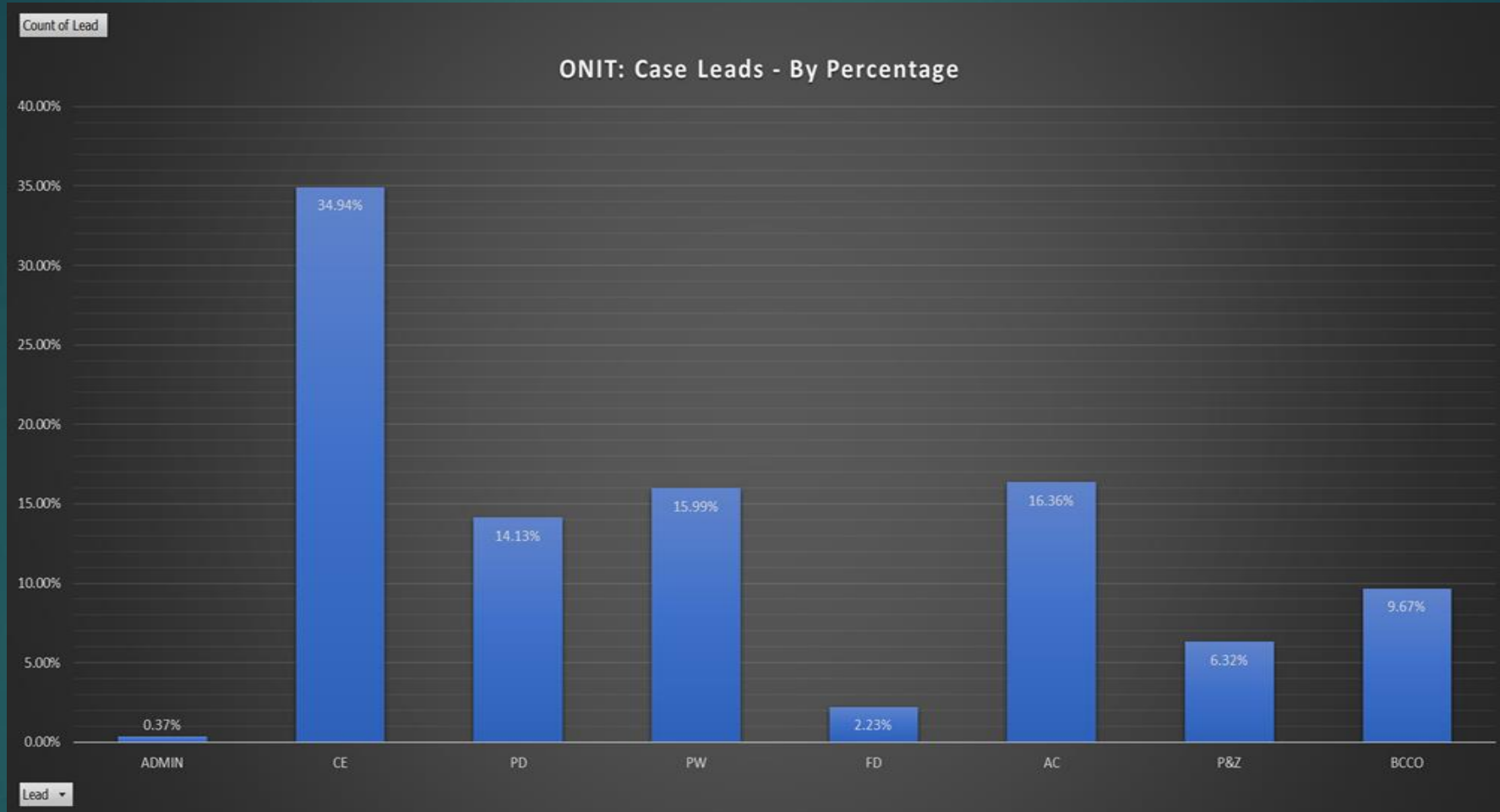
5-year sales tax history - Leon Valley



ECONOMIC DEVELOPMENT

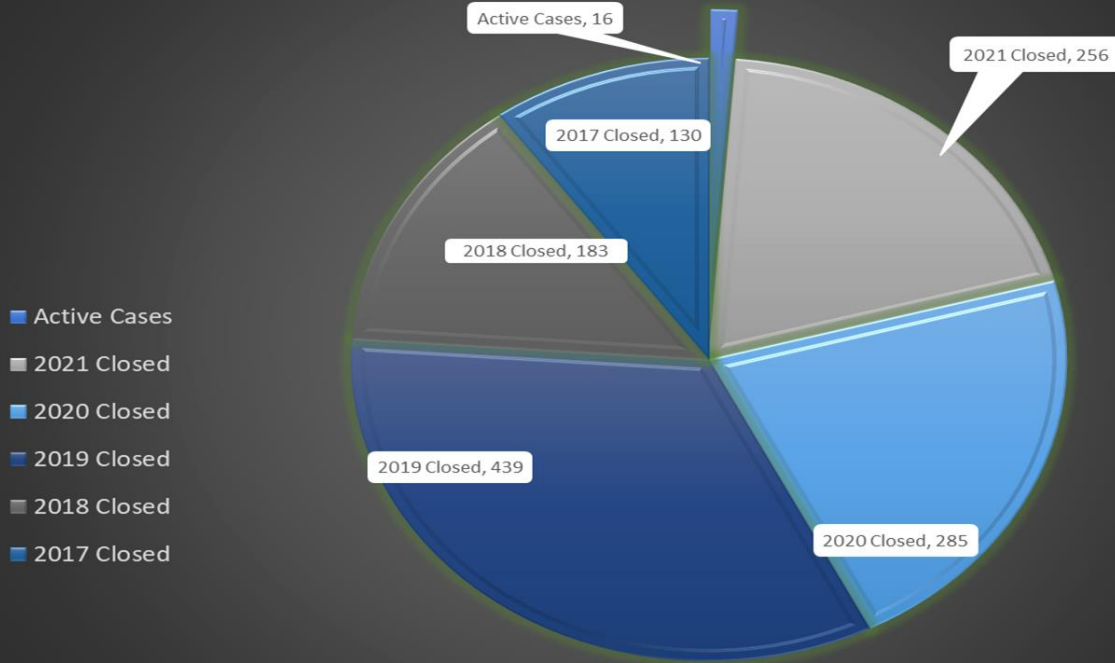
	2016	2017	2018	2019	2020	2021	Average	Sales tax percentage over prior year
January	\$ 235,680.62	\$ 241,970.36	\$ 246,302.77	\$ 214,799.66	\$ 240,578.33	\$ 257,417.26	\$ 239,458.17	👉 6.99935%
February	\$ 286,870.37	\$ 330,183.42	\$ 318,304.72	\$ 331,662.89	\$ 323,642.59	\$ 363,396.67	\$ 325,676.78	👉 12.28333%
March	\$ 236,207.69	\$ 219,413.95	\$ 231,035.50	\$ 244,655.16	\$ 225,091.95	\$ 266,103.75	\$ 237,084.67	👉 18.22002%
April	\$ 232,456.34	\$ 232,411.32	\$ 243,781.75	\$ 290,737.10	\$ 311,335.84	\$ 231,728.04	\$ 257,075.07	👎 -25.56975%
May	\$ 332,377.06	\$ 324,837.94	\$ 333,927.19	\$ 294,547.40	\$ 304,385.25	\$ 414,387.77	\$ 334,077.10	👈 36.13924%
June	\$ 239,166.85	\$ 188,907.06	\$ 246,548.71	\$ 261,650.29	\$ 216,147.58	\$ 317,990.81	\$ 245,068.55	👈 47.11745%
July	\$ 246,512.81	\$ 237,082.91	\$ 263,183.86	\$ 265,026.28	\$ 246,914.11	\$ 315,754.00	\$ 262,412.33	👉 27.88010%
August	\$ 324,597.22	\$ 319,591.46	\$ 331,767.88	\$ 311,227.82	\$ 342,355.11	\$ 396,131.31	\$ 337,611.80	👉 15.70773%
September	\$ 242,982.79	\$ 258,873.58	\$ 264,817.00	\$ 301,962.08	\$ 268,634.32	\$ 324,722.04	\$ 276,998.64	👉 20.87884%
October	\$ 256,224.43	\$ 256,708.90	\$ 269,182.81	\$ 267,005.40	\$ 270,369.96		\$ 263,898.30	
November	\$ 327,197.02	\$ 330,377.00	\$ 339,544.33	\$ 317,139.01	\$ 364,693.66		\$ 335,790.20	
December	\$ 236,722.83	\$ 253,539.46	\$ 296,039.19	\$ 280,913.40	\$ 278,923.04		\$ 269,227.58	
TOTAL	\$ 3,196,996.03	\$ 3,193,897.36	\$ 3,384,435.71	\$ 3,381,326.49	\$ 3,393,071.74	\$ 2,887,631.65	\$ 3,384,379.18	0.3473563%

ONIT



ONIT

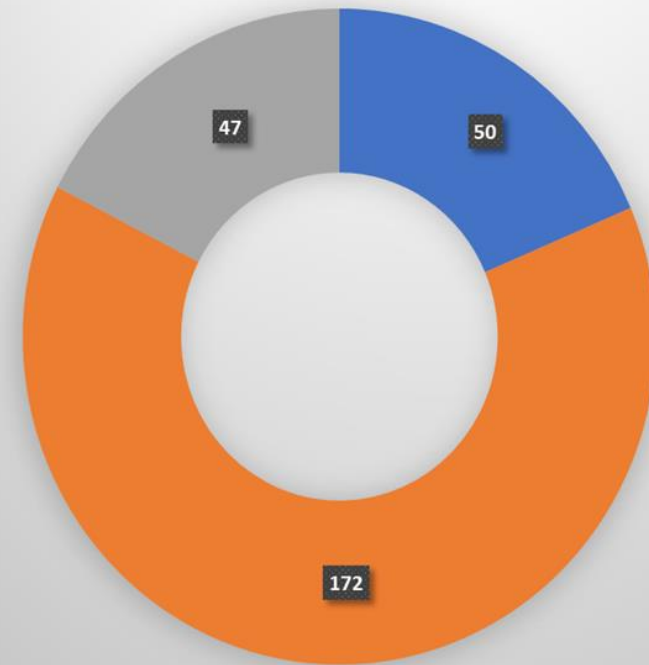
ONIT Annual Performance



- Active Cases
- 2021 Closed
- 2020 Closed
- 2019 Closed
- 2018 Closed
- 2017 Closed

Count of Origin - Macro

Case Origin - Macro



Origin - Macro

- Business
- Residential
- Traffic/Road

Library

New Member Accounts FY21 SEP Comparison

	JUL-21	AUG-21	SEP-21		SEP-20	SEP-19
LV Employee	1	0	0		0	0
LV Adult	20	14	16		3	27
LV Youth	2	3	1		0	2
LV Business	1	0	0		0	0
NR Adult	26	20	18		1	9
NR Youth	3	2	2		0	1
NR Senior	2	1	2		0	0
Senior Center	0	0	0		0	0
NR Volunteer	0	0	0		0	0
TexShare	2	4	7		0	1
TOTALS	57	44	46	0	4	40

Renewed Accounts FY21 SEP Comparison

	JUL-21	AUG-21	SEP-21		SEP-20	SEP-19
LV Employee	0	3	1		0	0
LV Adult	77	42	40		38	61
LV Youth	19	7	9		6	2
LV Business	0	0	0		0	0
NR Adult	1	6	7		1	3
NR Youth	0	4	1		0	0
NR Senior	4	4	5		2	4
Senior Center	0	0	0		0	1
NR Volunteer	0	0	0		0	0
TexShare	1	1	0		1	0
TOTALS	102	67	63	0	48	71

Members Amount Saved FY21 SEP Comparison

	JUL-21	AUG-21	SEP-21		SEP-20	SEP-19
TOTALS	\$28,976.3	\$28,114.1	\$24,779.7		\$9,697.56	\$33,786.0
	1	7	6			2

Number of Materials Added FY21 SEP Comparison

	JUL-21	AUG-21	SEP-21		SEP-20	SEP-19
Adult	18	30	84		153	60
Audiobook	0	3	10		0	0
DVD	28	0	12		10	8
Children's	4	19	37		45	15
Juvenile	7	9	33		53	23
Spanish	5	3	10		0	0
Large Print	0	2	2		9	0
YA	13	29	36		57	3
TOTALS	75	95	224	0	327	109

Value of Materials Added FY21 SEP Comparison

	JUL-21	AUG-21	SEP-21		SEP-20	SEP-19
Adult	\$421.79	\$775.18	\$1,355.47		\$3,759.47	\$1,603.04
Audiobook	\$0.00	\$129.98	\$382.93		\$0.00	\$0.00
DVD	\$471.38	\$0.00	\$298.34		\$254.99	\$161.95
Children's	\$55.48	\$288.77	\$570.55		\$766.27	\$242.77
Juvenile	\$113.85	\$150.87	\$421.50		\$801.48	\$344.22
Spanish	\$91.85	\$60.89	\$227.07		\$0.00	\$0.00
Large Print	\$0.00	\$60.99	\$66.99		\$225.93	\$0.00
YA	\$135.92	\$439.75	\$566.71		\$1,016.42	\$61.97
TOTALS	\$1,290.27	\$1,906.43	\$3,889.56	\$0.00	\$6,824.56	\$2,413.95

Library

Circulation by Member Type FY21 SEP Comparison						
	JUL-21	AUG-21	SEP-21		SEP-20	SEP-19
LV Employee	61	104	83		122	78
LV Adult	1370	1294	1168		425	1766
LV Youth	167	148	47		19	280
LV Business	5	0	0		0	3
NR Adult	512	719	759		56	478
NR Youth	141	73	55		14	76
NR Senior	168	155	182		93	245
Senior Center	5	5	3		0	4
NR Volunteer	3	0	1		1	7
TexShare	15	98	78		3	18
No Type	485	470	246		61	305
TOTALS	2447	2596	2376	0	794	3260

Circulation by Material Type FY21 SEP Comparison						
	JUL-21	AUG-21	SEP-21		SEP-20	SEP-19
Adult	537	650	589		229	461
Audiobook	45	32	38		9	47
DVD	273	312	304		88	693
Children's	1,230	1,249	1,063		233	1153
Juvenile	623	555	386		116	485
Spanish	66	57	57		0	21
Large Print	19	28	19		17	90
YA	112	154	145		17	97
OTF*	7	12	15		81	211
TOTALS	2905	3037	2601	0	709	3047

Planning and Zoning

Permit Number	Address	Valuation Cost	Issued Date
<u>2021-1071</u>	5273 Savory Glen, Leon Valley, TX 78238	\$8,235.00	
<u>2021-1069</u>	7702 Eckhert Rd, Leon Valley , TX 78240	\$84,704.00	
<u>2021-1068</u>	5608 POPPY SEED RUN, San Antonio, TX 78238	\$9,108.00	
<u>2021-1062</u>	6123 Britania Court, San Antonio, TX 78238	\$71,570.00	
<u>2021-1042</u>	7007-3 Bandera Rd, Leon Valley, TX 78238	\$45,000.00	
<u>2021-1030</u>	7325 reindeer trl ste 120, Leon Valley, TX 78238	\$6,000.00	

Planning and Zoning

Project	Project Type	Address	Status	Created	Total Fees
<u>2021-991</u>	Plumbing (Commercial)	6228 Bandera Rd, Leon Valley 78238	Permit Issued	10/4/2021	\$200.00
<u>2021-992</u>	Plumbing (Commercial)	6100 Bandera Rd Suite 800, Leon Valley 78238	Permit Issued	10/4/2021	\$200.00
<u>2021-993</u>	Electrical (Commercial)	5336 wurzbach 103 105 109 110 111 112 115 116 117 119,	Permit Issued	10/4/2021	\$200.00
<u>2021-996</u>	Plumbing (Residential)	7733 linkview, Leon Valley 78240	Permit Issued	10/5/2021	\$100.00
<u>2021-998</u>	Electrical (Residential)	7733 Linkview St., Leon Valley 78240	Permit Issued	10/5/2021	\$100.00
<u>2021-1001</u>	Electrical (Commercial)	5336 wurzbach #303,303,305,307,308,309,310,	Permit Issued	10/5/2021	\$200.00
<u>2021-1002</u>	Electrical (Commercial)	5336 wurzbach #120, 121,122,123,124,125,126, Leon	Permit Issued	10/5/2021	\$200.00
<u>2021-1003</u>	Electrical (Commercial)	5336 wurzbach @ 316,317,318,319,320,321,322,3	Permit Issued	10/5/2021	\$200.00
<u>2021-1004</u>	Electrical (Commercial)	5336 wurzbach 201,205,207,209,210,212,215,2	Permit Issued	10/5/2021	\$200.00
<u>2021-1005</u>	Electrical (Commercial)	5336 wurzbach, leon valley 78238	Permit Issued	10/5/2021	\$200.00
<u>2021-1006</u>	Gas Permit (Residential)	7123 TEA LEAF, LEON VALLEY 78238	Permit Issued	10/7/2021	\$100.00
<u>2021-1008</u>	Mechanical (Residential)	6715 Forest Dell, Leon Valley 78240	Permit Issued	10/7/2021	\$100.00
<u>2021-1009</u>	Plumbing (Residential)	6834 Forest Meadow St, Leon Valley TX 78238	Permit Issued	10/7/2021	\$100.00
<u>2021-1011</u>	Foundation Repair (Residential)	7210 grass valley, LEON VALLEY 78238	Permit Issued	10/7/2021	\$140.00
<u>2021-1016</u>	Electrical (Residential)	6602 Grist Mill St, San Antonio 78238	Permit Issued	10/8/2021	\$100.00
<u>2021-1017</u>	Fence Permit (Residential)	6635 Forest Dell, Leon Valley 78238	Permit Issued	10/8/2021	\$65.00
<u>2021-1018</u>	Mechanical (Residential)	6005 Rue Liliane Street, Leon Valley 78238	Permit Issued	10/8/2021	\$100.00
<u>2021-1019</u>	Plumbing (Commercial)	6935 bandera, Leon Valley 78238	Permit Issued	10/11/2021	\$200.00
<u>2021-1020</u>	Electrical (Commercial)	6935 bandera, Leon Valley 78238	Permit Issued	10/11/2021	\$265.00
<u>2021-1028</u>	New Construction (Building & Site) (Commercial)	7325 REINDEER TRL, Leon Valley 78238	Permit Issued	10/14/2021	\$162.00
<u>2021-1029</u>	New Construction (Building & Site) (Commercial)	7325 REINDEER ste 118, Leon Valley 78238	Permit Issued	10/14/2021	\$162.00

Project	Project Type	Address	Status	Created	Total Fees
<u>2021-1030</u>	New Construction (Building & Site) (Commercial)	7325 reindeer trl ste 120, Leon Valley 78238	Permit Issued	10/14/2021	\$162.00
<u>2021-1031</u>	Roof Permit (Residential)	6219 Sun Holw, San Antonio 78238	Permit Issued	10/14/2021	\$65.00
<u>2021-1038</u>	Plumbing (Residential)	7126 FOREST MONT, LEON VALLEY 78240	Permit Issued	10/15/2021	\$100.00
<u>2021-1040</u>	Plumbing (Residential)	7629 linkview, san antonio 78240	Pending Payment	10/15/2021	\$100.00
<u>2021-1041</u>	Electrical (Commercial)	6427 Evers Road, Leon Valley 78236	Permit Issued	10/19/2021	\$200.00
<u>2021-1042</u>	Remodels, Finish-Outs, & Additions (Adding under 500 sf of imp. Cover) (Commercial)	7007-3 Bandera Rd, Leon Valley 78238	Pending Customer Response	10/19/2021	
<u>2021-1049</u>	Fence Permit (Residential)	5927 seneca drive, Leon Valley 78238	Permit Issued	10/19/2021	\$65.00
<u>2021-1054</u>	Plumbing (Commercial)	7065 Bandera Rd, Leon Valley 78238	Permit Issued	10/19/2021	\$265.00
<u>2021-1056</u>	Fence Permit (Residential)	6447 STABLE DRIVE, Leon Valley 78240	Permit Issued	10/21/2021	\$65.00
<u>2021-1059</u>	Plumbing (Residential)	6531 Trotter, San antonio 78240	Permit Issued	10/22/2021	\$100.00
<u>2021-1060</u>	Plumbing (Residential)	7119 Larksong, San Antonio 78238	Permit Issued	10/22/2021	\$100.00
<u>2021-1061</u>	Plumbing (Residential)	6923 Forest Meadow, San Antonio 78240	Permit Issued	10/22/2021	\$100.00
<u>2021-1068</u>	Roof Permit (Residential)	5608 POPPY SEED RUN, San Antonio 78238	Permit Issued	10/25/2021	\$65.00
<u>2021-1078</u>	Plumbing (Residential)	7043, Forest Mont 7043	Permit Issued	10/26/2021	\$100.00