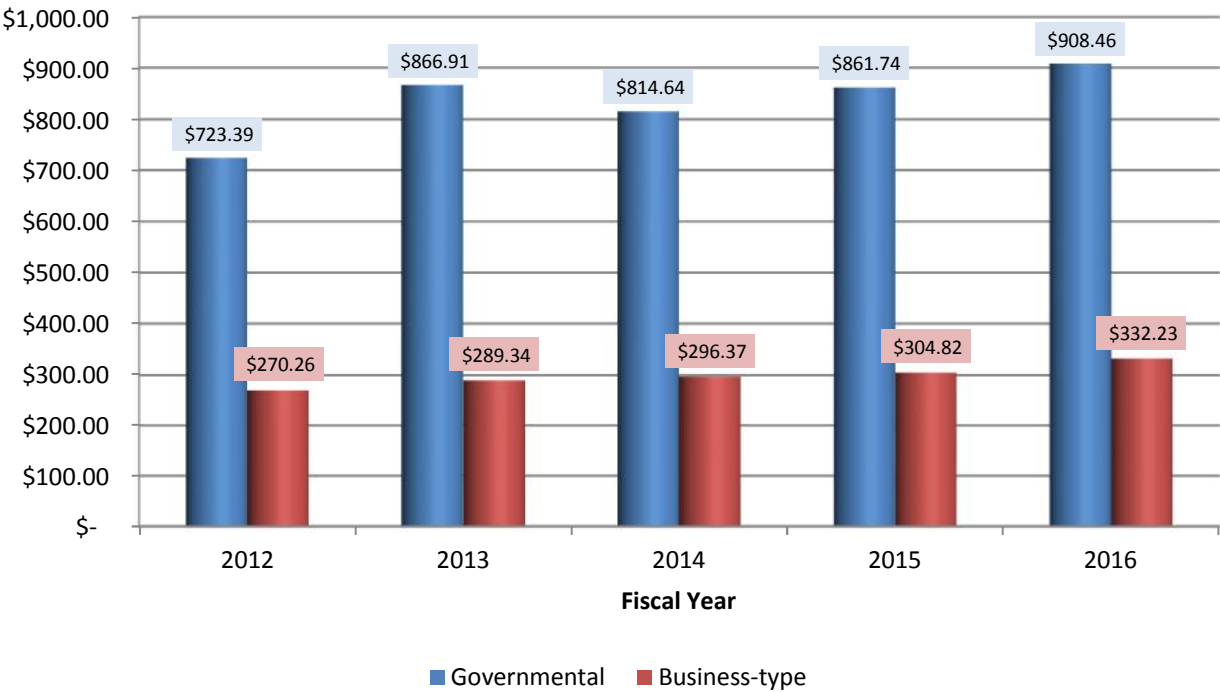


**City of Leon Valley, Texas**  
**Fiscal Year Ended September 30, 2016**

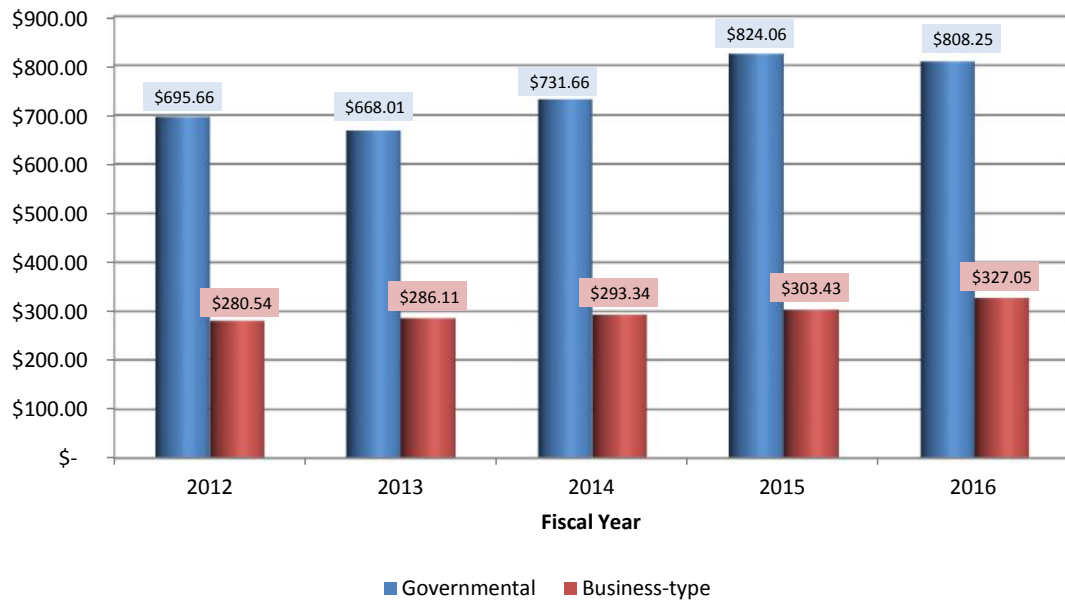
Financial Summary

|  | <b>Fiscal Year</b>          | <b>Per</b>             |
|--|-----------------------------|------------------------|
|  | <b>2016</b>                 | <b>Capita</b>          |
| Revenues and Transfers:                |                             |                        |
| Governmental Activities                |                             |                        |
| Program Revenues                       | 1,646,565                   | 144                    |
| Ad Valorem Taxes                       | 4,440,697                   | 387                    |
| Sales tax                              | 3,244,710                   | 283                    |
| Franchise Fees                         | 1,046,012                   | 91                     |
| Interest Earnings                      | 17,663                      | 2                      |
| Miscellaneous                          | 27,995                      | 2                      |
| Transfers                              | -                           | -                      |
| <u>Total Governmental Activities</u>   | <u>\$ 10,423,642</u>        | <u>\$ 908</u>          |
| Business Type Activities:              |                             |                        |
| Program Revenues                       | 3,683,776                   | 321                    |
| Interest                               | 11,987                      | 1                      |
| Miscellaneous                          | 116,200                     | 10                     |
| Transfers                              | -                           | -                      |
| <u>Total Business Type Activities:</u> | <u>\$ 3,811,963</u>         | <u>\$ 321</u>          |
| <br>                                   |                             |                        |
| <b><u>Total Revenues</u></b>           | <b><u>\$ 14,235,605</u></b> | <b><u>\$ 1,230</u></b> |
| <br>                                   |                             |                        |
| <b>Expenses:</b>                       |                             |                        |
| Governmental Activities                | 9,273,820                   | 808                    |
| Business Activities                    | 3,752,522                   | 327                    |
| <b><u>Total Expenses</u></b>           | <b><u>\$ 13,026,342</u></b> | <b><u>\$ 1,135</u></b> |
| <br>                                   |                             |                        |
| Change in Net Position                 | 1,209,263                   | 94                     |

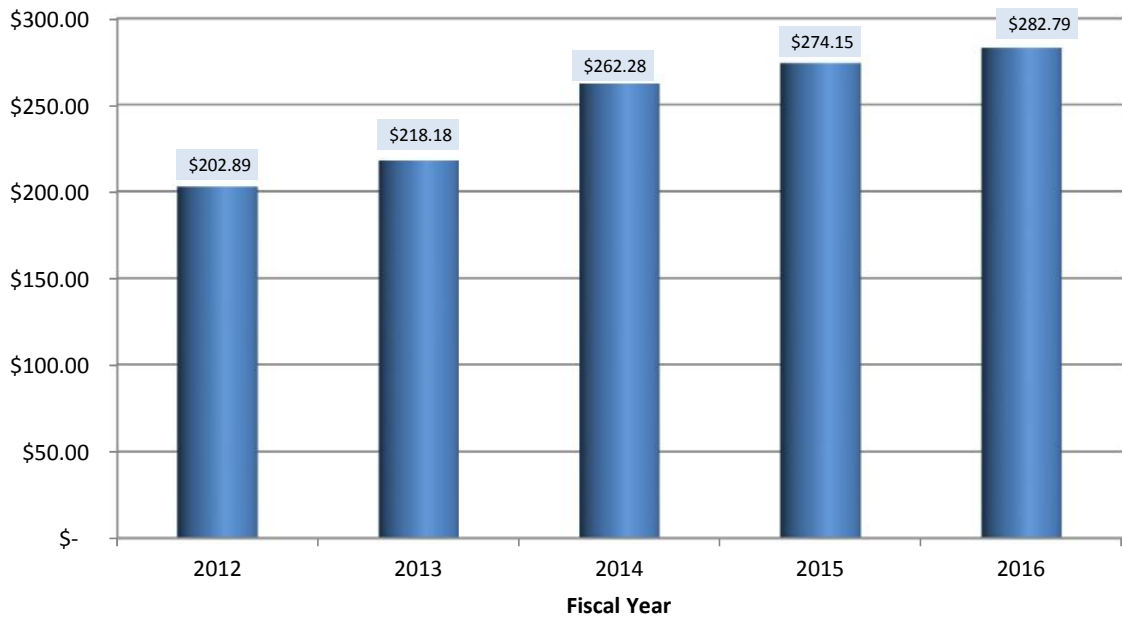
### City of Leon Valley Revenues Per Capita



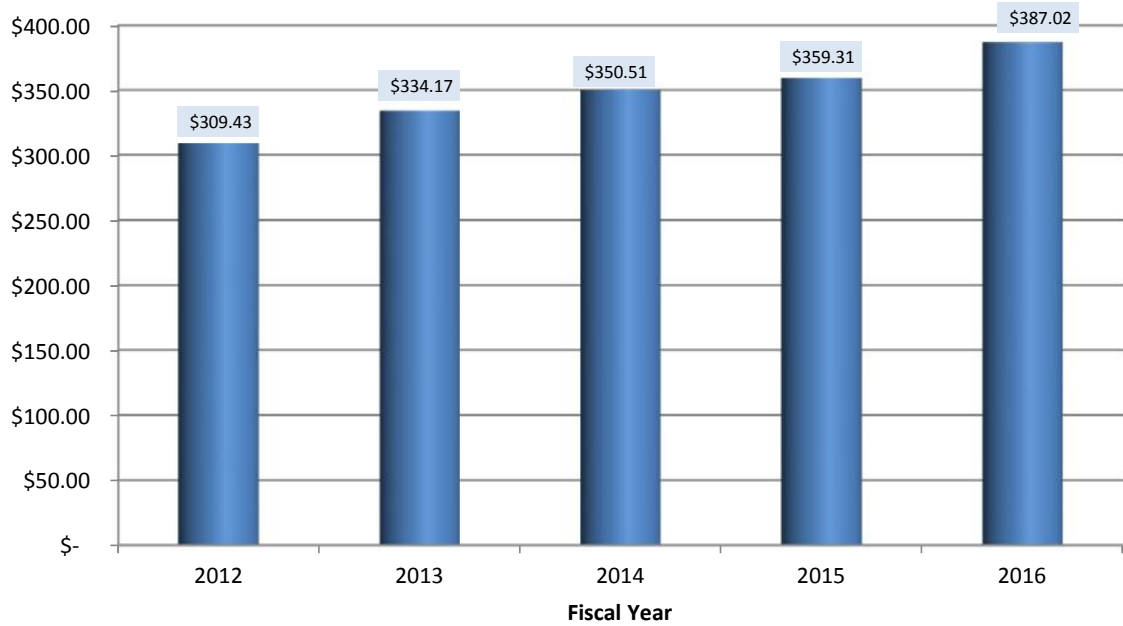
### City of Leon Valley Expenditures Per Capita



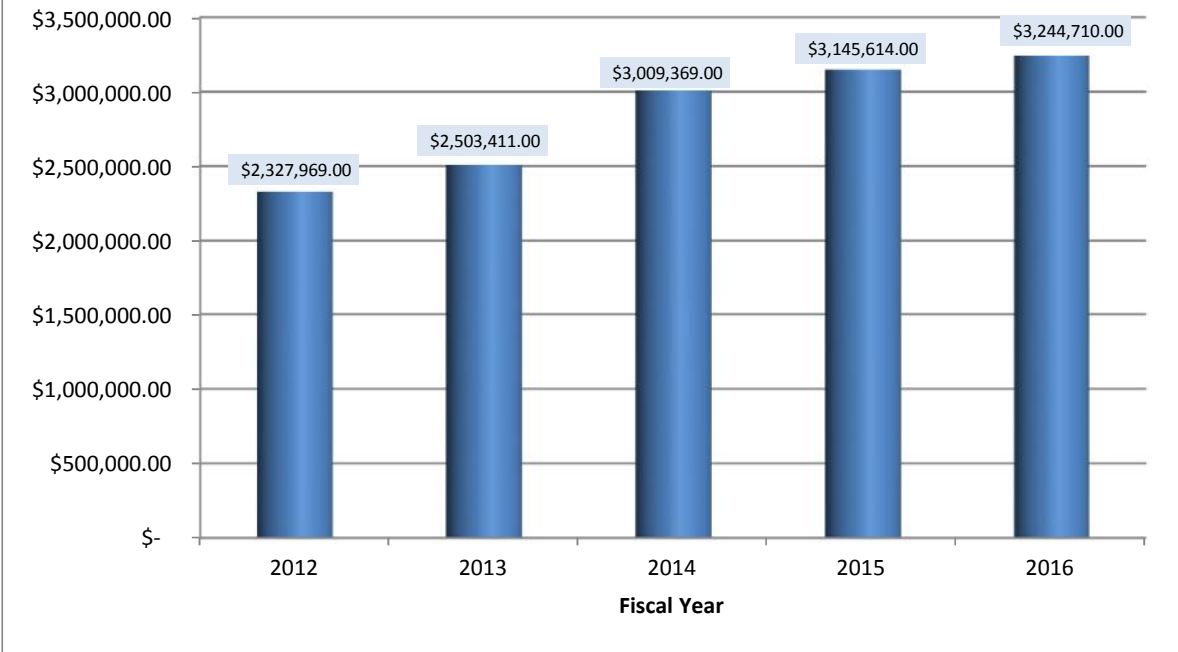
### City of Leon Valley Sales Tax Revenue Per Capita



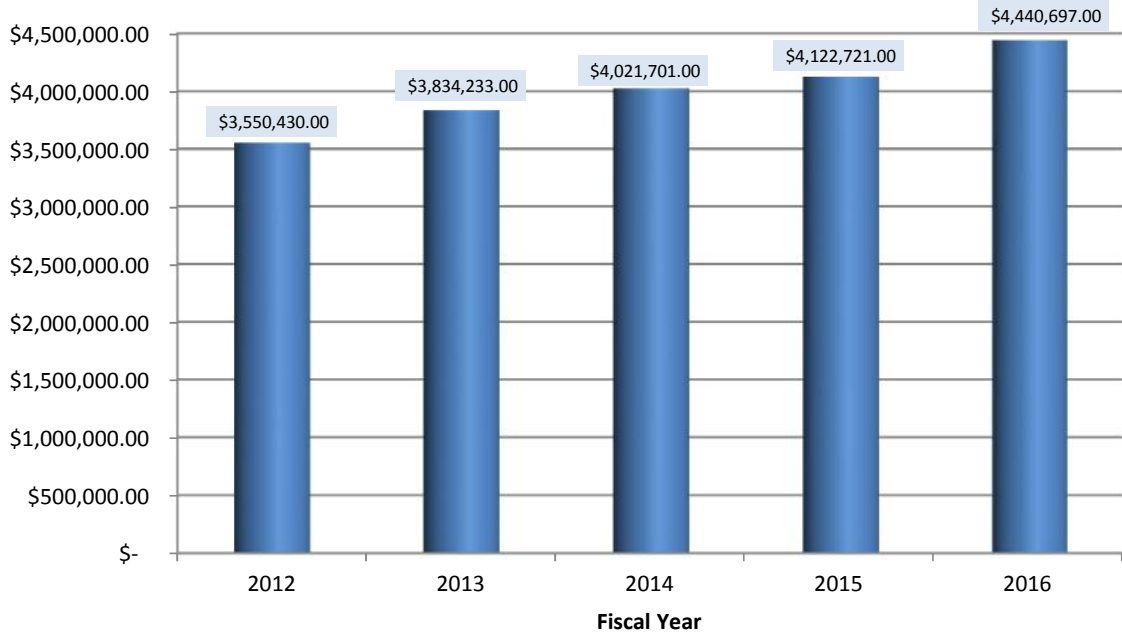
### City of Leon Valley Property Tax Revenue per Capita



### City of Leon Valley Sales Tax Revenue



### City of Leon Valley Property Tax Revenue



### City of Leon Valley Property Tax Per \$100

